


Otto x Otto / design Francesco Dei Rossi


Vetro in cristallo extrachiario.
Montatura in metallo cromato.
Extraclear glass.
Chromed metal fitting.




OTTO X OTTO K4+8
12x60W G9
alogeno bispina
halogen bi-pin
doppia accensione
double switch




OTTO X OTTO K8+8
16x60W G9
alogeno bispina
halogen bi-pin
doppia accensione
double switch










OTTO X OTTO K4+8+12
24x60W G9
alogeno bispina
halogen bi-pin
doppia accensione
double switch







OTTO X OTTO K8
8x60W G9
alogeno bispina
halogen bi-pin
doppia accensione
double switch






OTTO X OTTO F 
 1x35W-12V GY6,35 
 alogena bispina 
 halogen bi-pin 
 1x20W-12V G4 
 alogena bispina 
 halogen bi-pin 
 foro incasso ø 4,5-5 cm
 profondità minima 9 cm
 trasformatore escluso
 recessed hole ø 4,5-5 cm
 min. depth 9 cm
 transformer not included



OTTO X OTTO P 
 1x40W G9 
 alogena bispina 
 halogen bi-pin 



Otto x Otto / design Francesco Dei Rossi



OTTO X OTTO A
1x60W G9
alogeno bispino
halogen bi-pin



OTTO X OTTO A2
2x60W G9
alogeno bispino
halogen bi-pin



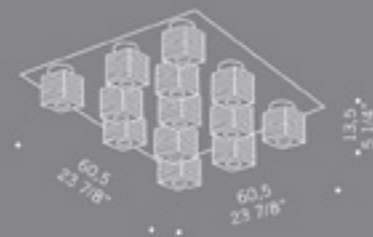
OTTO X OTTO A3
3x60W G9
alogeno bispino
halogen bi-pin



OTTO X OTTO P5
5x40W G9
alogeno bispino
halogen bi-pin



OTTO X OTTO P8
8x40W G9
alogeno bispino
halogen bi-pin



OTTO X OTTO P13
13x40W G9
alogeno bispino
halogen bi-pin

