




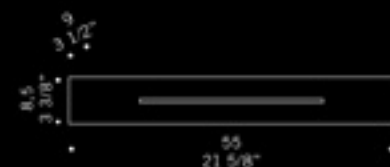






Ishi / design Ufficio Stile de Majo





Applique in metallo acciaio spazzolato
con vetri di protezione in cristallo
extrachiaro sabbiato.
*Wall lamp in brushed steel with
extraclear frosted protection-glasses.*



ISHI A1 
1x120W R7s 
alogeno lineare 75 mm 
halogen linear 75 mm 




ISHI A2 
1x120W R7s 
alogeno lineare 75 mm 
halogen linear 75 mm 

ISHI A2 
1x26W G24d-3 
fluorescente 
fluorescent 





Ishi / design Ufficio Stile de Majo



ISHI A3
2x120W R7s
alogeno lineare 75 mm
halogen linear 75 mm

CE



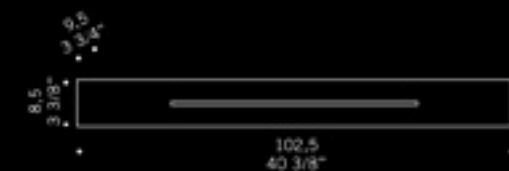
ISHI A3
2x26W G24d-3
fluorescente
fluorescent

CE



ISHI A3
1x36W 2G11
fluorescente
fluorescent

CE



ISHI A4
3x80W R7s
alogeno lineare 75 mm
halogen linear 75 mm

CE



ISHI A4
1x55W 2G11
fluorescente
fluorescent

CE



ISHI A4
1x150W RX7s-24
scarica
metal halide
high intensity discharge

CE

