



DE MAJO

GLASS
CONTEMPORARY
2010

Talento italiano / Italian talent

Presentare questo catalogo bello e completo è motivo di orgoglio e gratificazione.

Molte volte ho scritto dell'azienda che porta il mio nome e sempre il punto di riferimento è stato il vetro, il grande vetro di Murano. Oggi vedo la de Majo come un'impresa che ha goduto di un'importante evoluzione grazie a persone che si impegnano con idee e passione. Pur considerando il vetro di Murano una delle sue eccellenze questa azienda ha allargato gli orizzonti, e maturato il modo di intendere il prodotto luce.

Credo nella capacità, tutta italiana, di poter offrire un prodotto in grado di soddisfare ogni richiesta non rinunciando mai allo stile, alla creatività, al talento.

Le nostre non sono solo lampade fabbricate in Italia, sono pensate dagli italiani per uno stile di vita italiano che raccomando di sperimentare. Un itinerario che muovendo dalla seconda metà degli anni quaranta ha percorso tutte le tappe importanti del design italiano, cogliendo le tendenze e le innovazioni che durante questo periodo si sono succedute. Oggi, arricchiti da questa preziosa esperienza, interpretiamo un nuovo concetto, più ampio del semplice made in Italy e che ci piace definire come "stile di vita italiano" che si realizza solo attraverso il "talento" connaturato alla migliore Parte produttiva di questo Paese.

Presenting this elegant and rich lighting guide is a good reason for feeling not only proud, but satisfied. I've often written about the company that carries my name and the focal point has always been glass, magnificent Murano glass. Today, I see "de Majo" as an enterprise that has evolved substantially thanks to the ideas and passion of people who work with commitment and dedication. Although considering Murano glass one of its most important and prestigious products, this company has widened its horizons to interpret and to offer a more evolved lighting product. I believe in the all Italian ability to offer a product which satisfies expectations without sacrificing style and design, creativity and talent. Our lighting products aren't lamps just made in Italy, but are ideas created by Italians for an Italian lifestyle which I recommend you should try.

An itinerary that began in the second half of the 40's achieving all the significant milestones in Italian Design, taking in the trends and innovations which followed during this period. Today, enriched with this precious experience, we interpret and translate a new concept, broader than just "made in Italy" and which we like to define as an "Italian lifestyle" created only through that "talent" inborn in the better part of the production ability and capacity of this Country.



Lucio de Majo

member of

Intrapresæ
Collezione
Guggenheim



Nutre e guida la ricerca
mirata contro il cancro
www.demajo.aboproject.it



Certificato GOST-R
GOST-R certificate



Storia / Heritage

La de Majo Illuminazione nasce nell'immediato dopoguerra ad opera di Guido de Majo, che dalla natia Napoli si trasferisce in laguna, e fonda, nel 1947, la prima fornace a Murano.

Da subito, nonostante le piccole dimensioni degli esordi, grazie ad una oculata strategia aziendale sempre attenta alla qualità della propria produzione, è stata protagonista nella realtà muranese, diventando in pochi anni una vera e propria industria.

L'attenzione alla qualità ha fatto sì che il nostro marchio abbia sempre saputo cogliere i nuovi fermenti che investivano l'industria del vetro. Quando negli anni sessanta il design è entrato a far parte dello scenario produttivo, la de Majo è stata tra le prime ad investire nel settore, affiancando alla produzione di alto artigianato tradizionale, quello della produzione seriale, allargando sensibilmente la propria fascia di mercato. Si è dato spazio a giovani designer la cui creatività è sempre stata lasciata libera di esprimersi per ottenere il miglior prodotto possibile, che coniugasse al meglio le capacità espressive e la necessità di ottenere un prodotto che per quanto serializzato, mantenesse sempre un'anima, una coerenza progettuale tra esigenze estetiche ed esigenze funzionali.

Sensibile sempre anche alle procedure della lavorazione del vetro; in prima linea nell'adeguamento della filiera produttiva alle necessità di sicurezza del lavoro e dell'ambiente.

Coscienti dell'eredità unica che è la tradizione del vetro a Murano; una tradizione che il mondo ci invidia e di cui ci sentiamo responsabili ed orgogliosi allo stesso tempo.

Questo settore rimane ancora l'eccellenza della nostra produzione.

Alla produzione tradizionale dei lampadari veneziani, che mantengono intatto il loro fascino, affianchiamo la continua ricerca di nuovi linguaggi espressivi, che attingono all'immenso patrimonio culturale italiano; degli "esercizi di stile", non gratuiti, ma tesi ad arricchire il linguaggio espressivo dell'arte vetraria di nuova linfa e capaci di esaltare tutte le possibili capacità espressive di un'arte antica e affascinante.

de Majo Illuminazione was first established at the end of the second world war by Guido de Majo, who, having left his native Naples, moved to the Lagoon, and in 1947 founded his first glassworks on the island of Murano. Right from the first moment, although small in size, thanks to a discerning company strategy committed to product quality, this company played an important role in Murano glassmaking, becoming, in just a few years, a solid and consolidated industry.

By focusing on quality our brand has always seized the new and exciting opportunities created in the glassmaking industry. In the 70's design became an important element in production and de Majo was one of the first companies to invest in this concept and introduced alongside the traditional high-quality crafted products, a standardised range expanding its own market considerably.

Young designers have been given freedom and the opportunity to express their creativity with the aim of achieving the best results possible, combining creative skills with the need to offer a standardised product which encompasses essence and design coherence between appeal and product efficiency and performance at the same time.

This company has always focused on the importance of the production process, and in the forefront has adapted the production chain to satisfy safety requirements in the workplace and to protect the environment.

Aware of a singular heritage, the tradition of glassmaking on the island of Murano.

A tradition which is the envy of the world and which we feel responsible for and proud of at the same time.

This market still remains the excellence of our production.

Alongside the traditional production of Venetian chandeliers which still maintain their appeal, we have introduced ongoing research to offer new expressive designs which draw creativity from the immense Italian cultural heritage.

"Exercises of style" which are not groundless but aimed at enriching the expressive parlance of the art of glassmaking with new life enhancing all the possible expressions of a fascinating and time-honoured art.

Indice / Index

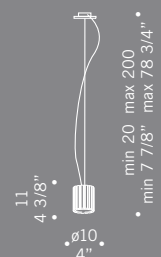
Adam	232_237	Eloro	204_209	Memory XXS	70_73	Pro-secco	164_177
Arno	250_251	Gemma	108_113	Morgana	34_35	Quadra	288_293
Babol	26_33	Girasole	186_193	Nemi	252_253	Riga	266_269
Bell	78_85	Ishi	294_297	Ninfa di Noto	200_203	Righetta	270_271
Blade	258_261	Jazz	272_275	Noto	196_199	San Siro	210_219
Carillon	194_195	Linear 1	280_281	Olimpia	146_151	Spoke	220_223
Carrè	86_95	Linear 2	282_283	Omega	246_249	Spoke Mini	224_225
Charlotte	8_17	Liu	160_163	Otto x Otto	126_137	Tau	244_245
Cheese	156_159	Lolli	36_39	Oxygene	52_57	Thin 1	284_285
Chérie	18_25	Lumè	46_51	Perlage	140_145	Thin 2	286_287
Codice 51	152_155	Lumè Dark Moon	42_43	Peroni	114_125	Tommy	138_139
Concerto	226_231	Lumè White Dream	44_45	Plana Plus	276_279	Xilo	96_107
Coupè	256_257	Memory	58_69	Play	238_243	Zabriskie Point	40_41
Cut	254_255	Memory XXL	74_77	Poli pò	178_185	Zip	262_265

Charlotte / design Luca Ferretto

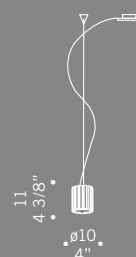
Diffusore in vetro cristallo trasparente.
Montatura in metallo cromato e acciaio lucido.
Shade in clear glass.
Chromed metal and polished steel structure.



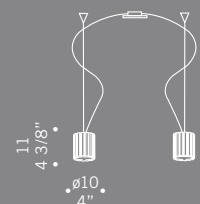
Charlotte / design Luca Ferretto



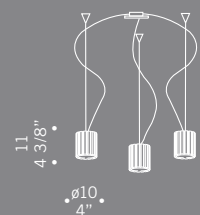
CHARLOTTE S1
1x60W G9
alogeno bispina
halogen bi-pin



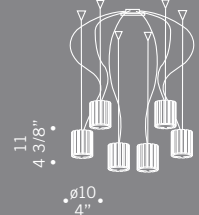
CHARLOTTE S1D
1x60W G9
alogeno bispina
halogen bi-pin
cavo elettrico 200 cm
cables lenght 200 cm



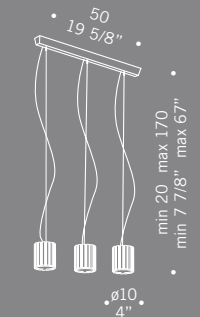
CHARLOTTE S2D
2x60W G9
alogeno bispina
halogen bi-pin
cavo elettrico 200 cm
cables lenght 200 cm



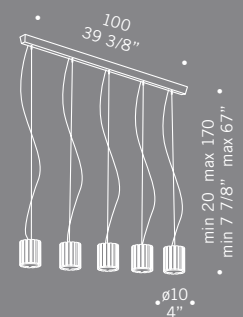
CHARLOTTE S3D
3x60W G9
alogeno bispina
halogen bi-pin
cavo elettrico 200 cm
cables lenght 200 cm



CHARLOTTE S6D
6x60W G9
alogeno bispina
halogen bi-pin
cavo elettrico 200 cm
cables lenght 200 cm



CHARLOTTE S3L
3x60W G9
alogeno bispina
halogen bi-pin



CHARLOTTE S5L
5x60W G9
alogeno bispina
halogen bi-pin





Charlotte / design Luca Ferretto



CHARLOTTE A1
1x60W G9
alogeno bispina
halogen bi-pin

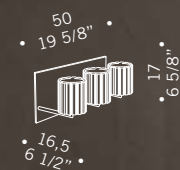
CE



IP20



Charlotte / design Luca Ferretto



CHARLOTTE A3
3x60W G9
alogeno bispina
halogen bi-pin



CHARLOTTE P1
1x60W G9
alogeno bispina
halogen bi-pin





CHARLOTTE L1
1x60W G9
alogeno bispina
halogen bi-pin



CHARLOTTE T1
1x60W G9
alogeno bispina
halogen bi-pin





CHARLOTTE R1
1x60W G9
alogeno bispina
halogen bi-pin
con varialuce
with dimmer



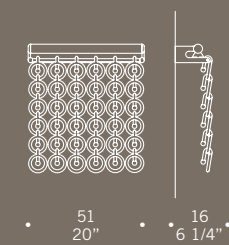
Chérie / design Luca Ferretto

Elementi in vetro borosilicato cristallo.
Montatura in metallo cromato.
Chérie sistema modulare estensibile
su richiesta fino ad un'altezza massima
di 10 mt 144 anelli al mq.
*Borosilicate glass detailing with
crystal effect. Chromed metal fitting.
Chérie a modular system that can be
extended to a maximum height of 10 m
144 glass ring for sqmt.*

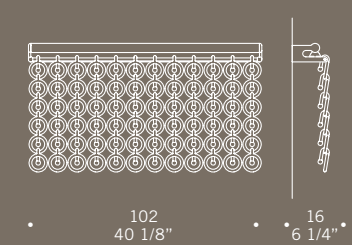




Chérie / design Luca Ferretto



CHÉRIE AP3
 3x35W-12V GU5,3
 alluminio *aluminium*
 36 anelli
 trasformatore elettronico
 36 glass rings
 electronic transformer

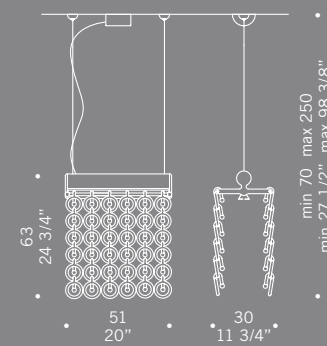


CHÉRIE AP6
 6x35W-12V GU5,3
 alluminio *aluminium*
 72 anelli
 trasformatore elettronico
 72 glass rings
 electronic transformer

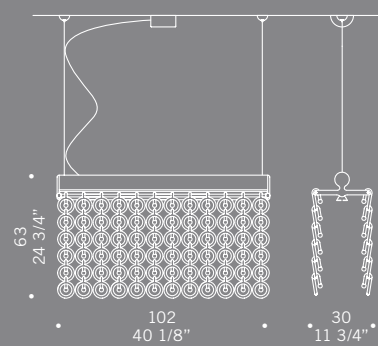




Chérie / design Luca Ferretto



CHÉRIE S3
 3x35W-12V GU5,3
 alluminio *aluminium*
 72 anelli
 trasformatore elettronico
 72 glass rings
 electronic transformer

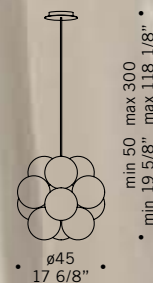


CHÉRIE S6
 6x35W-12V GU5,3
 alluminio *aluminium*
 144 anelli
 trasformatore elettronico
 144 glass rings
 electronic transformer



Babol / design Nicola Grandesso

Diffusori in vetro bianco lucido.
Montatura in polietilene e metallo
laccato bianco lucido (RAL 9003).
Glossy white glass diffusers.
*Structure in polyethylene and glossy
white lacquered metal (RAL 9003).*



BABOL S
12x25W G9
alogeno bispina
halogen bi-pin

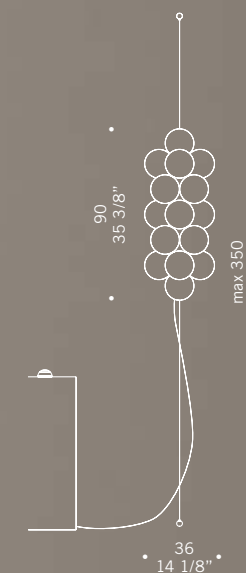
CE



IP20



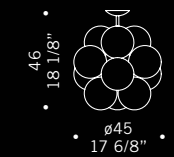
Babol / design Nicola Grandesso



BABOL SV
20x25W G9
alogen a bispina
halogen bi-pin
interruttore-varialuce
terra tavolo
table-floor on-cord
mini push dimmer



Babol / design Nicola Grandesso



BABOL P
12x25W G9
alogeno bispina
halogen bi-pin



CE



IP20



Babol / design Nicola Grandesso



BABOL T
12x25W G9
alogeno bispina
halogen bi-pin

CE



IP20





Morgana / design Roberto Assenza

Sospensione in polimetilmetacrilato trasparente.
 Montatura in alluminio anodizzato con rosone
 in metallo verniciato bianco opaco (RAL 9016).
*Suspension in transparent polymethylmethacrylate
 (PMMA). Structure in anodized aluminium,
 metal canopy painted matt white (RAL 9016).*



MORGANA S
 12x1,2W-700mA LED
 4200°K bianco neutro
 4200°K neutral white
 alimentatore elettronico
 electronic ballast

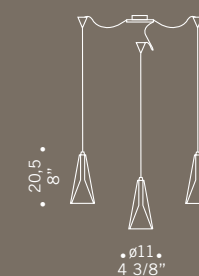


MORGANA S
 12x1,2W-700mA LED
 3000°K bianco caldo
 3000°K warm white
 alimentatore elettronico
 electronic ballast




Lolli / design Luca Ferretto

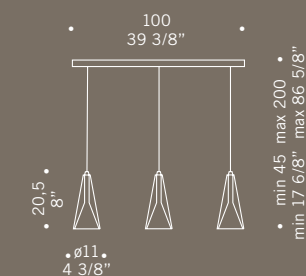
Diffusore composto da un vetro esterno in cristallo trasparente soffiato e un vetro interno in borosilicato sabbiato. Montatura in metallo cromato.
Diffuser composed of two glasses clear glass outside and frosted borosilicate glass inside. Chromed metal fitting.



LOLLI S3D
 3x40W G9
 alogena bispina
 halogen bi-pin
 cavo elettrico 200 cm
 cables lenght 200 cm



LOLLI S6D
 6x40W G9
 alogena bispina
 halogen bi-pin
 cavo elettrico 200 cm
 cables lenght 200 cm



LOLLI S3L
 3x40W G9
 alogena bispina
 halogen bi-pin

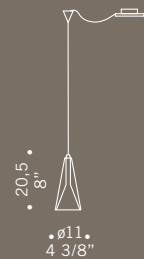


Lolli / design Luca Ferretto



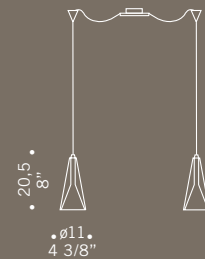
LOLLI S1
1x40W G9
alogeno bispina
halogen bi-pin

CE



LOLLI S1D
1x40W G9
alogeno bispina
halogen bi-pin
cavo elettrico 200 cm
cables lenght 200 cm

CE



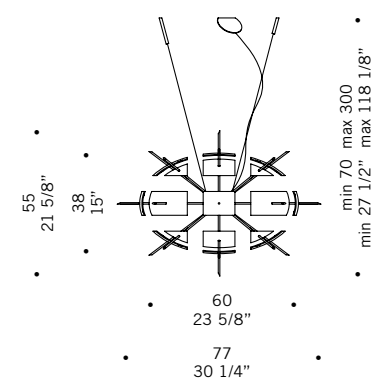
LOLLI S2D
2x40W G9
alogeno bispina
halogen bi-pin
cavo elettrico 200 cm
cables lenght 200 cm

CE

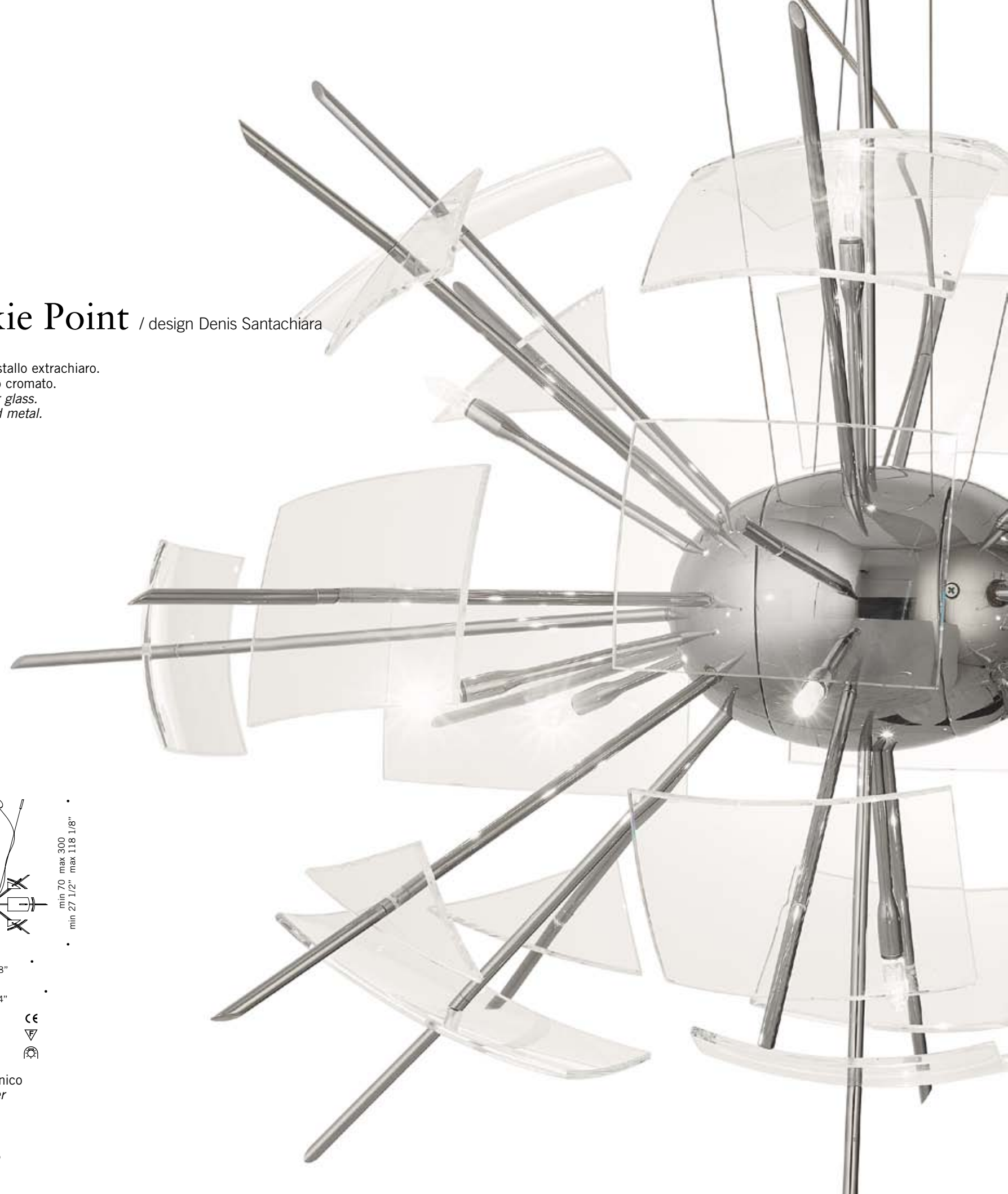


Zabriskie Point / design Denis Santachiara

Diffusori in vetro cristallo extrachiaro.
Montatura in metallo cromato.
*Diffuser in extraclear glass.
Structure in chromed metal.*

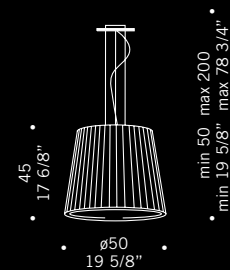


ZABRISKIE POINT S CE
10x20W-12V G4
alogeno bispina
halogen bi-pin
trasformatore elettronico
electronic transformer



LUMè Dark Moon / design Nicola Grandesso

Diffusore in vetro nero trasparente. Montatura
in metallo laccato nero lucido (RAL 9005).
*Clear black glass shade. Polished black
lacquered metal structure (RAL 9005).*



LUMÈ S2DM
3x60W E27
globolux chiara
clear Globolux
3x70W E27
alogeni chiara
clear halogen

CE



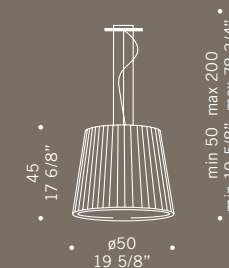
IP20





LUMÈ White Dream / design Nicola Grandesso

Diffusore in vetro lattimo. Montatura in metallo laccato bianco lucido (RAL 9016).
Milky-white glass shade. Polished white lacquered metal structure (RAL 9016).



LUMÈ S2WD
3x60W E27
globolux chiara
clear Globolux
3x70W E27
alogeni chiara
clear halogen

CE



IP20

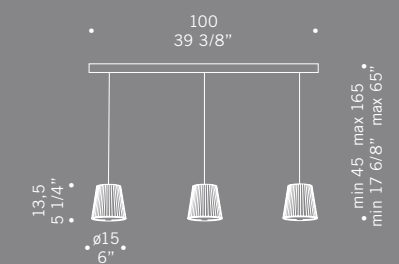




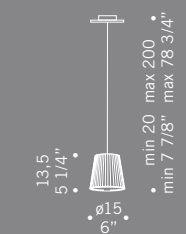
LUMÈ / design Nicola Grandesso

LUMÈ A1/A2/A3/S0/SF/S1/S3L
 Vetro diffusore cristallo soffiato.
 Montatura in metallo cromato.
Mouth blown clear glass shade.
Chromed metal fitting.

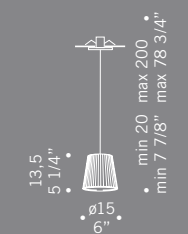
LUMÈ L1/T1/R1
 Vetro diffusore cristallo soffiato,
 stelo in vetro borosilicato cristallo.
 Montatura in metallo cromato.
Mouth blown clear glass shade,
stem in clear borosilicate glass.
Chromed metal fitting.



LUMÈ S3L
 3x60W E14
 sferetta chiara
little sphere

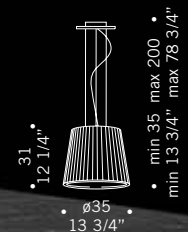


LUMÈ SO
 1x60W E14
 sferetta chiara
little sphere



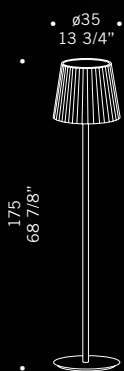
LUMÈ SF
 1x60W E14
 sferetta chiara
little sphere
 foro incasso \varnothing 4,5 cm
recessed hole \varnothing 4,5 cm





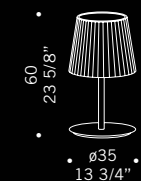
LUMÈ S1
1x60W E27
Globolux chiara
clear Globolux
1x70W E27
alogeno chiara
clear halogen

CE



LUMÈ R1
1x60W E27
Globolux chiara
clear Globolux
1x70W E27
alogeno chiara
clear halogen
con variatore
with dimmer

CE



LUMÈ T1
1x60W E27
Globolux chiara
clear Globolux
1x70W E27
alogeno chiara
clear halogen

CE






LUMÈ A1
1x60W E14
sferetta chiara
little sphere



LUMÈ A2
2x60W E14
sferetta chiara
little sphere



LUMÈ A3
3x60W E14
sferetta chiara
little sphere



LUMÈ L1
1x60W E14
sferetta chiara
little sphere



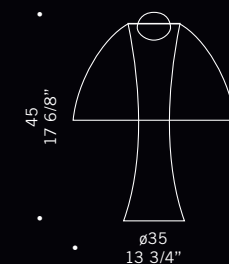
LUMÈ S2
3x60W E27
Globolux chiara
clear Globolux
3x70W E27
alogeni chiara
clear halogen



Oxygene / design Francesco Dei Rossi

Base in lattimo, diffusore in vetro cristallo
trasparente, filtri in vetro rosso e blu satinato.
*Glass base in milk-white, shade clear,
filters in red and blue satined glass.*





OXYGENE TO
1x100W E27
cupola argentata
decor silver sphere
1x70W E27
alogeno chiara
clear halogen

CE

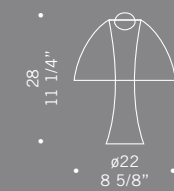


IP20





Oxygene / design Francesco Dei Rossi



OXYGENE LO
1x60W E14
sferetta chiara
little sphere
1x40W E14
cupola argentata
decor silver sphere



Memory / design Lucio de Majo

MEMORY P-G

Diffusore disponibile nei seguenti colori:
ambra satinato, bianco satinato, cristallo,
cristallo sabbato bordo acidato, cristallo sabbato
bordi trasparenti. Montatura in metallo cromato.
*Glass shade available in the following colours:
satinated amber, satinated white, clear, frosted
with satinated edge, frosted with clear edges.
Chromed metal fitting.*

MEMORY L

Diffusore disponibile nei seguenti colori:
cristallo, cristallo sabbato bordi trasparenti.
Montatura in metallo cromato.
*Glass shade available in the following
colours: clear, frosted with clear edges.
Chromed metal fitting.*



Memory / design Lucio de Majo



185
72 7/8"

ø25
9 7/8"

MEMORY R1
1x70W E27
alogeno chiara
clear halogen
1x150W E27
alogeno chiara
clear halogen
1x75W E27-PAR 30
base in cristallo extrachiaro
con varialuce
*base in extraclear glass
with dimmer*





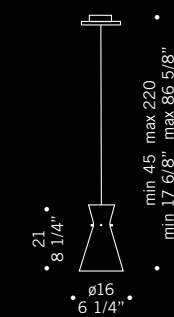
Memory / design Lucio de Majo

MEMORY P-G

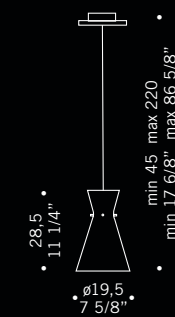
Diffusore disponibile nei seguenti colori:
ambra satinato, bianco satinato, cristallo,
cristallo sabbaiato bordo acidato, cristallo sabbaiato
bordi trasparenti. Montatura in metallo cromato.
*Glass shade available in the following colours:
satined amber, satined white, clear, frosted
with satined edge, frosted with clear edges.
Chromed metal fitting.*

MEMORY L


Diffusore disponibile nei seguenti colori:
cristallo, cristallo sabbaiato bordi trasparenti.
Montatura in metallo cromato.
*Glass shade available in the following
colours: clear, frosted with clear edges.
Chromed metal fitting.*




MEMORY S1P
1x70W E27
alogeno chiara
clear halogen
1x75W E27-PAR 30



MEMORY S1G
1x70W E27
alogeno chiara
clear halogen
1x75W E27-PAR 30
1x20W E27
fluorescente
fluorescent

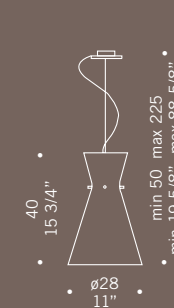


MEMORY S1PD
1x70W E27
alogeno chiara
clear halogen
1x75W E27-PAR 30
cavo elettrico 200 cm
cables lenght 200 cm

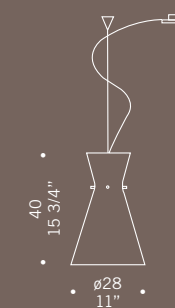


MEMORY S1GD
1x70W E27
alogeno chiara
clear halogen
1x75W E27-PAR 30
1x20W E27
fluorescente
fluorescent
cavo elettrico 200 cm
cables lenght 200 cm

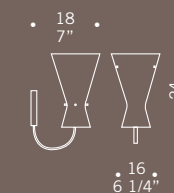




MEMORY SL
 1x70W E27
 alogena chiara
clear halogen
 1x150W E27
 alogena chiara
clear halogen
 1x75W E27-PAR 30
 1x30W E27
 fluorescente
fluorescent



MEMORY SLD
 1x70W E27
 alogena chiara
clear halogen
 1x150W E27
 alogena chiara
clear halogen
 1x75W E27-PAR 30
 1x30W E27
 fluorescente
fluorescent
 cavo elettrico 200 cm
cables lenght 200 cm




MEMORY A
 1x70W E27
 alogena chiara
clear halogen
 1x150W E27
 alogena chiara
clear halogen
 1x75W E27-PAR 30



MEMORY A1
 1x120W R7s
 alogena lineare 75 mm
halogen linear 75 mm




Memory / design Lucio de Majo




MEMORY S2PD
2x70W E27
alogeno chiara
clear halogen
2x75W E27-PAR 30
cavo elettrico 200 cm
cables lenght 200 cm




MEMORY S2GD
2x70W E27
alogeno chiara
clear halogen
2x75W E27-PAR 30
2x20W E27
fluorescente *fluorescent*
cavo elettrico 200 cm
cables lenght 200 cm




MEMORY S3PD
3x70W E27
alogeno chiara
clear halogen
3x75W E27-PAR 30
cavo elettrico 200 cm
cables lenght 200 cm



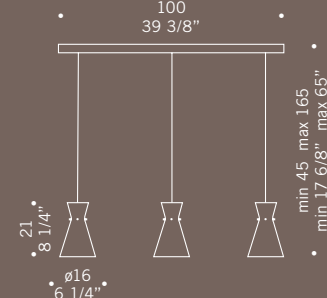
MEMORY S3GD
1x70W E27
alogeno chiara
clear halogen
3x75W E27-PAR 30
3x20W E27
fluorescente *fluorescent*
cavo elettrico 200 cm
cables lenght 200 cm



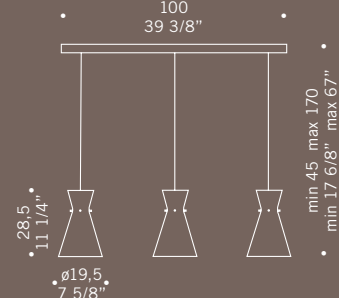
MEMORY S6PD
6x70W E27
alogeno chiara
clear halogen
6x75W E27-PAR 30
cavo elettrico 200 cm
cables lenght 200 cm



MEMORY S6GD
6x70W E27
alogeno chiara
clear halogen
6x75W E27-PAR 30
6x20W E27
fluorescente *fluorescent*
cavo elettrico 200 cm
cables lenght 200 cm



MEMORY S3PL
3x70W E27
alogeno chiara
clear halogen
3x75W E27-PAR 30



MEMORY S3GL
3x70W E27
alogeno chiara
clear halogen
3x75W E27-PAR 30
3x20W E27
fluorescente *fluorescent*



Memory XXS / design Lucio de Majo

Diffusore in vetro cristallo.
Montatura in metallo cromato.
Shade in clear glass.
Chromed metal fitting.






Memory XXS / design Lucio de Majo

11
4 3/8"
• ø7 •
2 3/4"

MEMORY XXS F 
1x20W-12V G4 
alogeno bispina 
halogen bi-pin
foro incasso ø 4,5 cm
profondità minima 5 cm
trasformatore escluso
recessed hole ø 4,5 cm
min. depth 5 cm
transformer not included

10,5
4 1/8"
• ø7 •
2 3/4"
min 40 max 185
min 15 3/4" max 72 7/8"

MEMORY XXS S1 
1x20W-12V G4 
alogeno bispina 
halogen bi-pin
trasformatore elettronico
electronic transformer

10,5
4 1/8"
• ø7 •
2 3/4"

MEMORY XXS S1D 
1x20W-12V G4 
alogeno bispina 
halogen bi-pin
trasformatore elettronico
cavo elettrico 200 cm
electronic transformer
cables length 200 cm

10,5
4 1/8"
• ø7 •
2 3/4"

MEMORY XXS S2D 
2x20W-12V G4 
alogeno bispina 
halogen bi-pin
trasformatore elettronico
cavo elettrico 200 cm
electronic transformer
cables length 200 cm

10,5
4 1/8"
• ø7 •
2 3/4"

MEMORY XXS S3D 
3x20W-12V G4 
alogeno bispina 
halogen bi-pin
trasformatore elettronico
cavo elettrico 200 cm
electronic transformer
cables length 200 cm

10,5
4 1/8"
• ø7 •
2 3/4"

MEMORY XXS S4D 
4x20W-12V G4 
alogeno bispina 
halogen bi-pin
trasformatore elettronico
cavo elettrico 200 cm
electronic transformer
cables length 200 cm

10,5
4 1/8"
• ø7 •
2 3/4"

MEMORY XXS S5D 
5x20W-12V G4 
alogeno bispina 
halogen bi-pin
trasformatore elettronico
cavo elettrico 200 cm
electronic transformer
cables length 200 cm

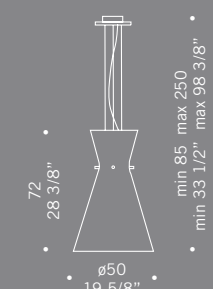


Memory XXL / design Lucio de Majo

Diffusore in vetro bianco satinato, filtri in materiale plastico rosso o blu. Montatura in metallo cromato; metallo verniciato bianco (RAL 9016) per la versione a scarica con alogenuri metallici. *Satin finish white glass diffuser, red or blue plastic filters. Chromed metal fitting; lacquered white (RAL 9016) for version with metal halide.*



Memory XXL / design Lucio de Majo



MEMORY XXL
 1x70W E27+
 alogena chiara
clear halogen
 1x205W E27
 alogena chiara
clear halogen
 doppia accensione
double switch

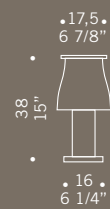


MEMORY XXL
 1x70W E27+
 alogena chiara
clear halogen
 1x70W G8,5
 scarica
metal halide
high intensity discharge
 doppia accensione
double switch



Bell / design Francesco Dei Rossi

Diffusore in vetro satinato bianco.
Montatura in metallo cromato.
*Shade in satined white glass.
Chromed metal fitting.*

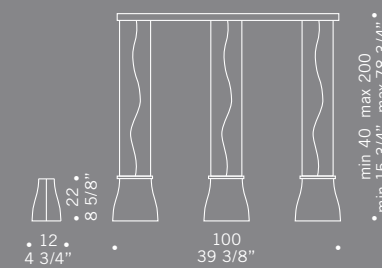


BELL TO
1x70W E27
alogeno chiara
clear halogen





Bell / design Francesco Dei Rossi

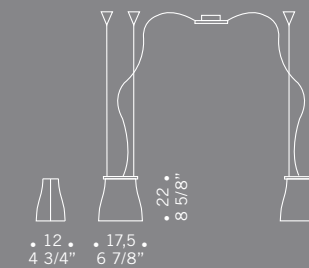


BELL S3L
3x70W E27
alogeno chiara
clear halogen

CE



IP20

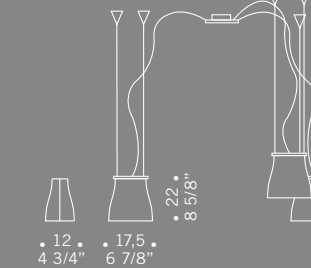


BELL S2D
2x70W E27
alogeno chiara
clear halogen
cavo elettrico 200 cm
cables length 200 cm

CE



IP20

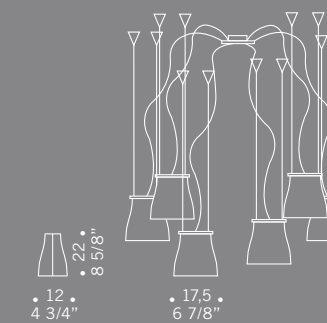


BELL S3D
3x70W E27
alogeno chiara
clear halogen
cavo elettrico 200 cm
cables length 200 cm

CE



IP20



BELL S6D
6x70W E27
alogeno chiara
clear halogen
cavo elettrico 200 cm
cables length 200 cm

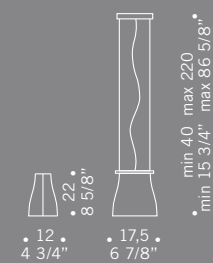
CE



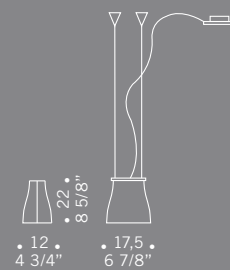
IP20



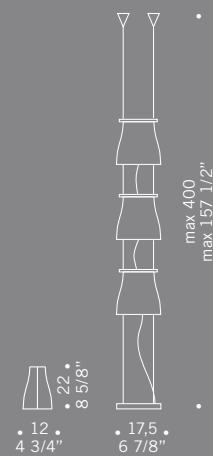
Bell / design Francesco Dei Rossi



BELL S0
1x70W E27
alogeno chiara
clear halogen



BELL S1D
1x70W E27
alogeno chiara
clear halogen
cavo elettrico 200 cm
cables length 200 cm

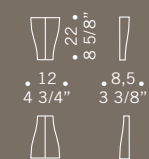


BELL S3V
3x60W G9
alogeno bispina
halogen bi-pin
con variatore
with dimmer



Kit opzionale per attacco
a parete Bell S3V.
Optional kit to hang the model
Bell S3V to the wall.



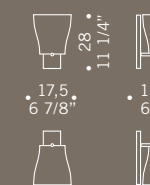


BELL A0
2x60W G9
alogeno bispina
halogen bi-pin

CE



IP20



BELL A1
1x70W E27
alogeno chiara
clear halogen

CE



IP20



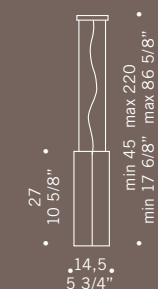
Carrè / design Francesco Dei Rossi

Diffusore in vetro bianco satinato.
Montatura in metallo cromo satinato.
Satinated white glass shade.
Chromed metal fitting.

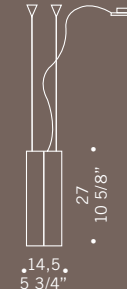




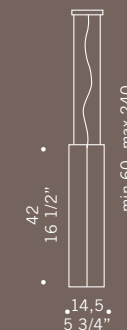
Carrè / design Francesco Dei Rossi



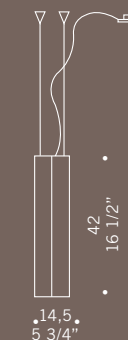
CARRÈ S1P
 1x70W E27
 alogena chiara
 clear halogen
 1x26W E27
 fluorescente fluorescent



CARRÈ S1PD
 1x70W E27
 alogena chiara
 clear halogen
 1x26W E27
 fluorescente fluorescent
 cavo elettrico 200 cm
 cables length 200 cm



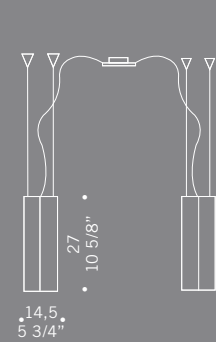
CARRÈ S1G
 1x70W E27
 alogena chiara
 clear halogen
 1x26W E27
 fluorescente fluorescent



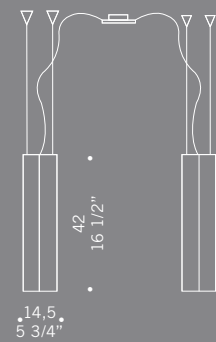
CARRÈ S1GD
 1x70W E27
 alogena chiara
 clear halogen
 1x26W E27
 fluorescente fluorescent
 cavo elettrico 200 cm
 cables length 200 cm



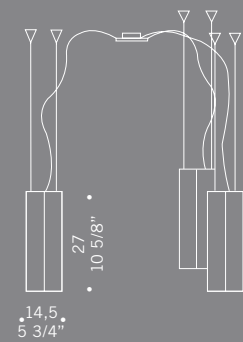
Carrè / design Francesco Dei Rossi



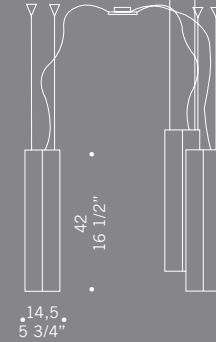
CARRÈ S2PD
 2x70W E27
 alogena chiara
clear halogen
 2x26W E27
 fluorescente *fluorescent*
 cavo elettrico 200 cm
cables lenght 200 cm



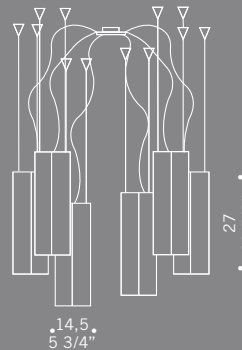
CARRÈ S2GD
 2x70W E27
 alogena chiara
clear halogen
 2x26W E27
 fluorescente *fluorescent*
 cavo elettrico 200 cm
cables lenght 200 cm




CARRÈ S3PD
 3x70W E27
 alogena chiara
clear halogen
 3x26W E27
 fluorescente *fluorescent*
 cavo elettrico 200 cm
cables lenght 200 cm



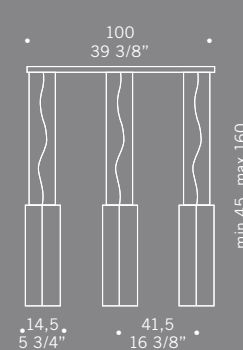
CARRÈ S3GD
 3x70W E27
 alogena chiara
clear halogen
 3x26W E27
 fluorescente *fluorescent*
 cavo elettrico 200 cm
cables lenght 200 cm




CARRÈ S6PD
 6x70W E27
 alogena chiara
clear halogen
 6x26W E27
 fluorescente *fluorescent*
 cavo elettrico 200 cm
cables lenght 200 cm



CARRÈ S6GD
 6x70W E27
 alogena chiara
clear halogen
 6x26W E27
 fluorescente *fluorescent*
 cavo elettrico 200 cm
cables lenght 200 cm



CARRÈ S3PL
 3x70W E27
 alogena chiara
clear halogen
 3x26W E27
 fluorescente *fluorescent*

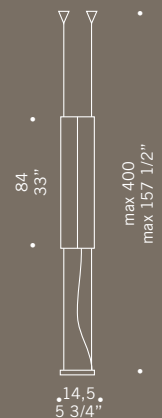


CARRÈ S3GL
 3x70W E27
 alogena chiara
clear halogen
 3x26W E27
 fluorescente *fluorescent*





Kit opzionale per attacco a parete Carrè SV.
Optional kit to hang the model Carrè SV to the wall.



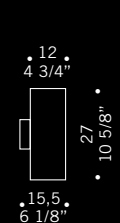
CARRÈ SV
3x70W E27
alogeni chiara
con varialuce
with dimmer



Carrè / design Francesco Dei Rossi



Carrè / design Francesco Dei Rossi

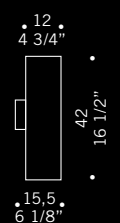


CARRÈ AP
1x70W E27
alogeno chiara
clear halogen

CE



IP20



CARRÈ AG
2x70W E27
alogeno chiara
clear halogen
2x100W
E27 - SPOT R80
2x75W E27 - PAR 30

CE



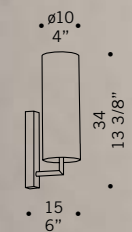
IP20



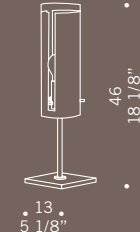
Xilo / design Ufficio Stile de Majo

Diffusore disponibile in cristallo
sabbato oppure molato e sabbato.
Montatura in metallo cromato.
*Shade available in frosted glass
or clear with ground and frosted band.
Chromed metal fitting.*





XILO A10
 1x70W E27
 alogena chiara
clear halogen
 1x150W E27
 alogena chiara
clear halogen
 1x23W E27
 fluorescente *fluorescent*



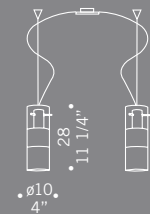
XILO T10
 1x70W E27
 alogena chiara
clear halogen
 1x150W E27
 alogena chiara
clear halogen
 1x23W E27
 fluorescente *fluorescent*



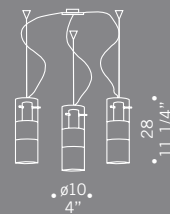
XILO R10
 1x70W E27
 alogena chiara
clear halogen
 1x150W E27
 alogena chiara
clear halogen
 1x23W E27
 con varialuce
with dimmer



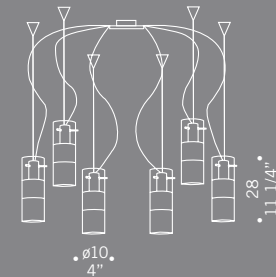
Xilo / design Ufficio Stile de Majo



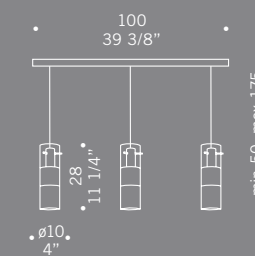
XILO S10D2
 2x70W E27
 alogena chiara
clear halogen
 2x150W E27
 alogena chiara
clear halogen
 2x50W E27 - PAR 20
 2x23W E27
 fluorescente *fluorescent*
 cavo elettrico 200 cm
cables lenght 200 cm



XILO S10D3
 3x70W E27
 alogena chiara
clear halogen
 3x150W E27
 alogena chiara
clear halogen
 3x50W E27 - PAR 20
 3x23W E27
 fluorescente *fluorescent*
 cavo elettrico 200 cm
cables lenght 200 cm



XILO S10D6
 6x70W E27
 alogena chiara
clear halogen
 6x150W E27
 alogena chiara
clear halogen
 6x50W E27 - PAR 20
 6x23W E27
 fluorescente *fluorescent*
 cavo elettrico 200 cm
cables lenght 200 cm



XILO S10L
 3x70W E27
 alogena chiara
clear halogen
 3x150W E27
 alogena chiara
clear halogen
 3x50W E27 - PAR 20
 3x23W E27
 fluorescente *fluorescent*

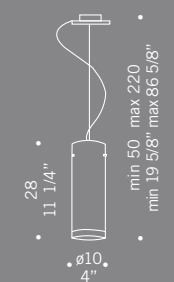


• min 50 max 175
 • min 19 5/8 max 68 7/8

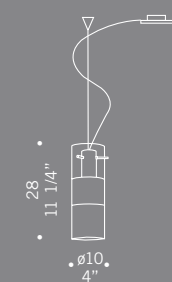




Xilo / design Ufficio Stile de Majo



XILO S10
 1x70W E27
 alogena chiara
clear halogen
 1x150W E27
 alogena chiara
clear halogen
 1x50W E27 - PAR 20
 1x23W E27
 fluorescente *fluorescent*



XILO S10D
 1x70W E27
 alogena chiara
clear halogen
 1x150W E27
 alogena chiara
clear halogen
 1x50W E27 - PAR 20
 1x23W E27
 fluorescente *fluorescent*
 cavo elettrico 200 cm
cables length 200 cm



Xilo / design Ufficio Stile de Majo

Diffusore disponibile in cristallo
sabbato oppure molato e sabbato.
Montatura in metallo cromato.
*Shade available in frosted glass
or clear with ground and frosted band.
Chromed metal fitting.*



XILO R20
1x70W E27
alogeno chiara
clear halogen
1x205W E27
alogeno chiara
clear halogen
1x75W E27 - PAR 30
con variatore
with dimmer

CE

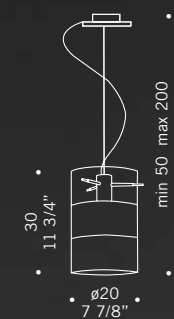


P20

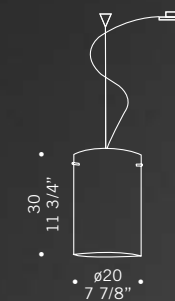




Xilo / design Ufficio Stile de Maio



XILO S20
 1x70W E27
 alogena chiara
clear halogen
 1x150W E27
 alogena chiara
clear halogen
 1x75W E27 - PAR 30
 1x23W E27
 fluorescente *fluorescent*



XILO S20D
 1x70W E27
 alogena chiara
clear halogen
 1x150W E27
 alogena chiara
clear halogen
 1x75W E27 - PAR 30
 1x23W E27
 fluorescente *fluorescent*
 cavo elettrico 200 cm
cables length 200 cm



Gemma / design Giovanni Barbato


Diffusore in vetro cristallo trasparente o cristallo con parte sabbiata.
Sfera disponibile nei colori blu, cristallo, rosso trasparente e bianco opaco.
Base in cristallo extrachiaro per la lampada da terra. Montatura in metallo cromato.
*Clear shade or clear and frosted shade.
Ball available in the following colours:
clear, transparent blu, transparent red, matt white. Base in extraclear glass for the floor lamp. Chromed metal fitting.*



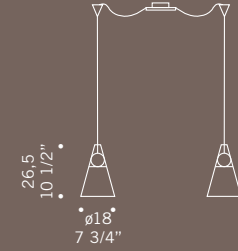
Gemma / design Giovanni Barbato



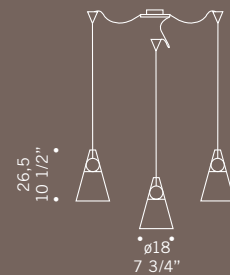
GEMMA S1
1x70W E27
alogeno chiara
clear halogen
1x75W E27 - PAR 30
1x15W E27
fluorescente *fluorescent*




GEMMA S1D
1x70W E27
alogeno chiara
clear halogen
1x75W E27 - PAR 30
1x15W E27
fluorescente *fluorescent*
cavo elettrico 200 cm
cables length 200 cm



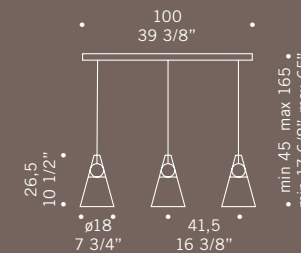
GEMMA S2D
2x70W E27
alogeno chiara
clear halogen
2x75W E27 - PAR 30
2x15W E27
fluorescente *fluorescent*
cavo elettrico 200 cm
cables length 200 cm



GEMMA S3D
3x70W E27
alogeno chiara
clear halogen
3x75W E27 - PAR 30
3x15W E27
fluorescente *fluorescent*
cavo elettrico 200 cm
cables length 200 cm

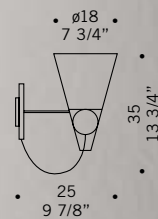


GEMMA S6D
6x70W E27
alogeno chiara
clear halogen
6x75W E27 - PAR 30
6x15W E27
fluorescente *fluorescent*
cavo elettrico 200 cm
cables length 200 cm

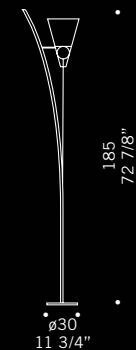



GEMMA S3L
3x70W E27
alogeno chiara
clear halogen
3x75W E27 - PAR 30
3x15W E27
fluorescente *fluorescent*





GEMMA A
 1x70W E27
 alogena chiara
clear halogen
 1x150W E27
 alogena chiara
clear halogen
 1x75W E27 - PAR 30
 1x15W E27
 fluorescente *fluorescent*



GEMMA R
 1x70W E27
 alogena chiara
clear halogen
 1x150W E27
 alogena chiara
clear halogen
 1x75W E27 - PAR 30
 con varialuce
with dimmer



Peroni / design Ufficio Stile de Majo

Diffusore disponibile nelle seguenti misure: \varnothing 14, altezza 30 e \varnothing 16, altezza 40 nei seguenti colori: ambra satinato, bianco satinato, cristallo, cristallo sabbato bordo trasparente, cristallo sabbato acidato a spicchi, cristallo con anelli molati. Montatura in metallo cromato.

Glass shade available in two sizes: \varnothing 14 cm, height 30 cm and \varnothing 16 cm, height 40, colours available: satined amber, satined white, clear, frosted with clear edge, with frosted/satined sectors, clear glass decorated with ground rings. Chromed metal fitting.



Peroni / design Ufficio Stile de Majò



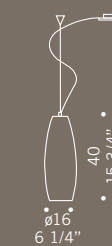
PERONI S14
 1x70W E27
 alogena chiara
clear halogen
 1x50W E27 - PAR 20
 1x23W E27
 fluorescente *fluorescent*



PERONI S16
 1x70W E27
 alogena chiara
clear halogen
 1x75W E27 - PAR 30
 1x23W E27
 fluorescente *fluorescent*



PERONI S14D
 1x70W E27
 alogena chiara
clear halogen
 1x50W E27 - PAR 20
 1x23W E27
 fluorescente *fluorescent*
 cavo elettrico 200 cm
cables lenght 200 cm



PERONI S16D
 1x70W E27
 alogena chiara
clear halogen
 1x75W E27 - PAR 30
 1x23W E27
 fluorescente *fluorescent*
 cavo elettrico 200 cm
cables lenght 200 cm



Peroni / design Ufficio Stile de Maio





Cristallo con anelli molati
Clear glass decorated
with ground rings



Cristallo
Clear



Bianco satinato
White satin finish



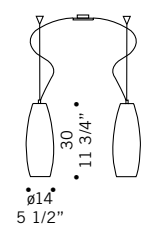
Ambra satinato
Amber satin finish



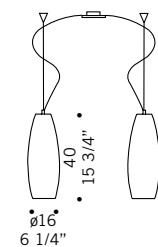
Cristallo sabbato
acidato a spicchi
Frosted/satined sectors



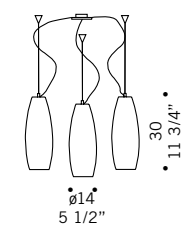
Cristallo sabbato
bordo trasparente
Frosted with transparent edge



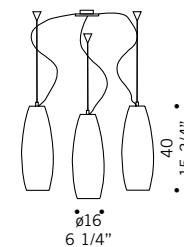
PERONI S14D2
2x70W E27
alogeno chiara
clear halogen
2x50W E27 - PAR 20
2x23W E27
fluorescente fluorescent
cavo elettrico 200 cm
cables lenght 200 cm



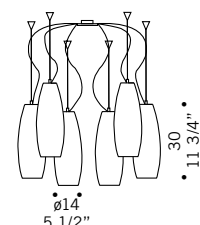
PERONI S16D2
2x70W E27
alogeno chiara
clear halogen
2x75W E27 - PAR 30
2x23W E27
fluorescente fluorescent
cavo elettrico 200 cm
cables lenght 200 cm



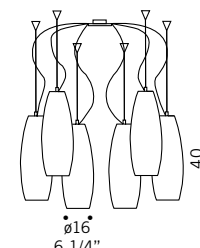
PERONI S14D3
3x70W E27
alogeno chiara
clear halogen
3x50W E27 - PAR 20
3x23W E27
fluorescente fluorescent
cavo elettrico 200 cm
cables lenght 200 cm



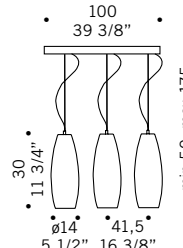
PERONI S16D3
3x70W E27
alogeno chiara
clear halogen
3x75W E27 - PAR 30
3x23W E27
fluorescente fluorescent
cavo elettrico 200 cm
cables lenght 200 cm



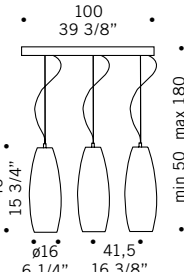
PERONI S14D6
6x70W E27
alogeno chiara
clear halogen
6x50W E27 - PAR 20
6x23W E27
fluorescente fluorescent
cavo elettrico 200 cm
cables lenght 200 cm



PERONI S16D6
6x70W E27
alogeno chiara
clear halogen
6x75W E27 - PAR 30
6x23W E27
fluorescente fluorescent
cavo elettrico 200 cm
cables lenght 200 cm



PERONI S14L
3x70W E27
alogeno chiara
clear halogen
3x50W E27 - PAR 20
3x23W E27
fluorescente fluorescent



PERONI S16L
3x70W E27
alogeno chiara
clear halogen
3x75W E27 - PAR 30
3x23W E27
fluorescente fluorescent



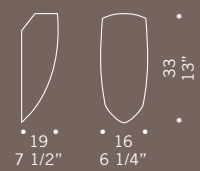
Peroni / design Ufficio Stile de Maio



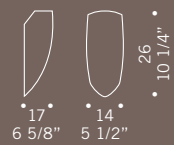
PERONI R14
1x70W E27
alogeno chiara
clear halogen
1x150W E27
alogeno chiara
clear halogen
1x50W E27 - PAR 20
con variatore
with dimmer



Peroni / design Ufficio Stile de Majo



PERONI AO
1x70W E27
alogeno chiara
clear halogen
1x20W E27
fluorescente
fluorescent

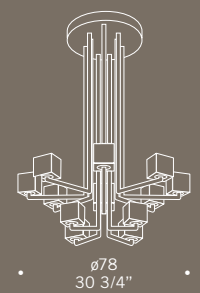


PERONI A1
1x70W E27
alogeno chiara
clear halogen
1x15W E27
fluorescente
fluorescent



Otto x Otto / design Francesco Dei Rossi

Vetro in cristallo extrachiario.
Montatura in metallo cromato.
Extraclear glass.
Chromed metal fitting.



80
31 1/2"

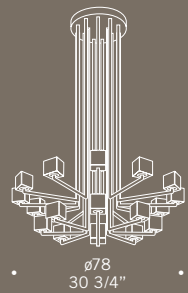
ø78
30 3/4"

OTTO X OTTO K4+8
12x60W G9
alogeno bispina
halogen bi-pin
doppia accensione
double switch

CE



IP20



80
31 1/2"


ø78
30 3/4"

OTTO X OTTO K8+8
16x60W G9
alogeno bispina
halogen bi-pin
doppia accensione
double switch

CE



IP20



102
40 1/8"

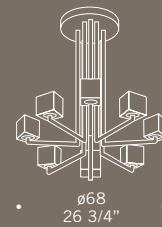
ø108
42 1/2"

OTTO X OTTO K4+8+12
24x60W G9
alogeno bispina
halogen bi-pin
doppia accensione
double switch

CE



IP20



69
27 1/8"

ø68
26 3/4"

OTTO X OTTO K8
8x60W G9
alogeno bispina
halogen bi-pin
doppia accensione
double switch

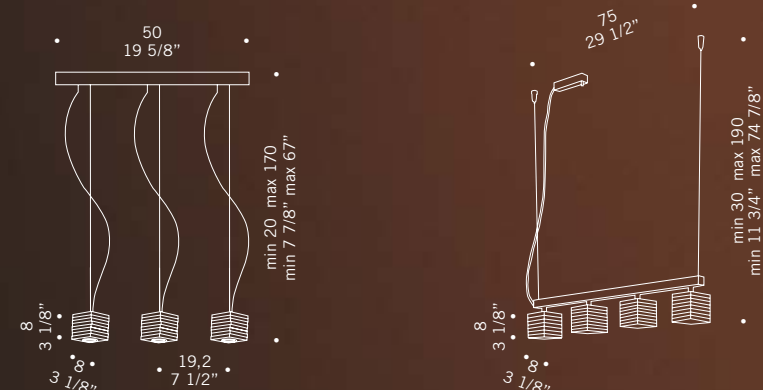
CE



IP20



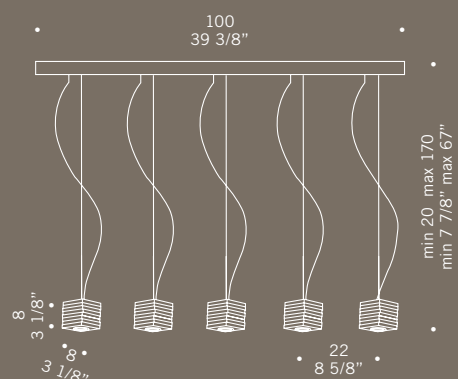
Otto x Otto / design Francesco Dei Rossi



OTTO X OTTO S3L
3x40W G9
alogeno bispina
halogen bi-pin



OTTO X OTTO S4L
4x40W G9
alogeno bispina
halogen bi-pin

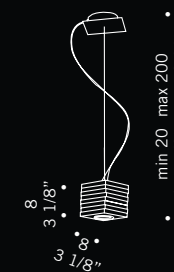


OTTO X OTTO S5L
5x40W G9
alogeno bispina
halogen bi-pin

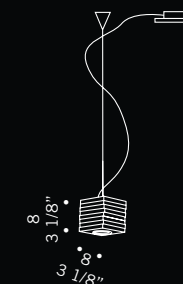




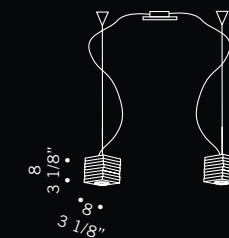
Otto x Otto / design Francesco Dei Rossi



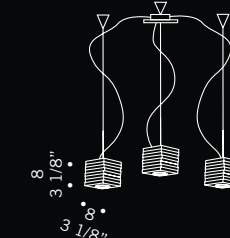
OTTO X OTTO S1
1x40W G9
alogeno bispina
halogen bi-pin



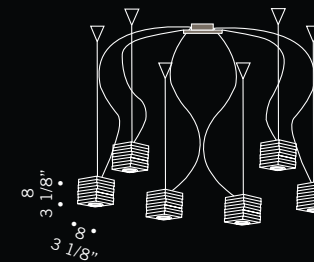
OTTO X OTTO S1D
1X40W G9
alogeno bispina
halogen bi-pin
cavo elettrico 200 cm
cables lenght 200 cm



OTTO X OTTO S2D
2x40W G9
alogeno bispina
halogen bi-pin
cavo elettrico 200 cm
cables lenght 200 cm



OTTO X OTTO S3D
3x40W G9
alogeno bispina
halogen bi-pin
cavo elettrico 200 cm
cables lenght 200 cm



OTTO X OTTO S6D
6x40W G9
alogeno bispina
halogen bi-pin
cavo elettrico 200 cm
cables lenght 200 cm






OTTO X OTTO L
1x60W G9
alogeno bispino
halogen bi-pin



OTTO X OTTO T
1x60W G9
alogeno bispino
halogen bi-pin




OTTO X OTTO R3
3x60W G9
alogeno bispino
halogen bi-pin

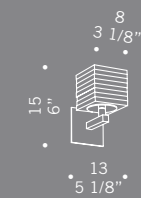


OTTO X OTTO R1
1x60W G9
alogeno bispino
halogen bi-pin

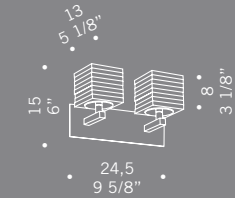




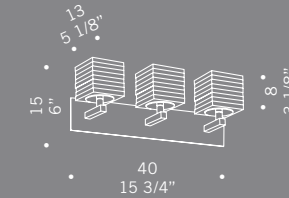
Otto x Otto / design Francesco Dei Rossi



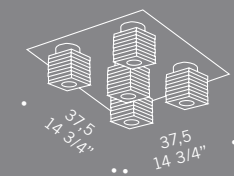
OTTO X OTTO A
1x60W G9
alogeno bispina
halogen bi-pin



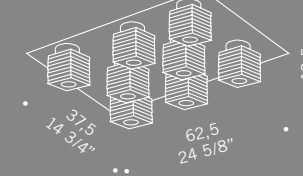
OTTO X OTTO A2
2x60W G9
alogeno bispina
halogen bi-pin



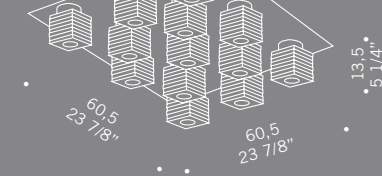
OTTO X OTTO A3
3x60W G9
alogeno bispina
halogen bi-pin



OTTO X OTTO P5
5x40W G9
alogeno bispina
halogen bi-pin

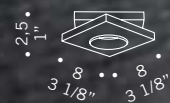


OTTO X OTTO P8
8x40W G9
alogeno bispina
halogen bi-pin

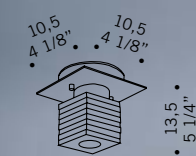


OTTO X OTTO P13
13x40W G9
alogeno bispina
halogen bi-pin





OTTO X OTTO F
 1x35W-12V GY6,35
 alogena bispina
 halogen bi-pin
 1x20W-12V G4
 alogena bispina
 halogen bi-pin
 foro incasso \varnothing 4,5-5 cm
 profondità minima 9 cm
 trasformatore escluso
 recessed hole \varnothing 4,5-5 cm
 min. depth 9 cm
 transformer not included

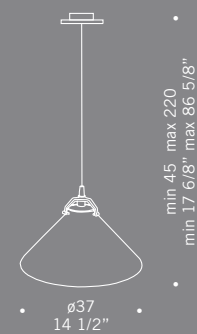


OTTO X OTTO P
 1x40W G9
 alogena bispina
 halogen bi-pin



Tommy / design Ufficio Stile de Majo

Diffusore disponibile nei seguenti colori:
bianco satinato, cristallo, cristallo sabbiato
bordo trasparente. Montatura in metallo cromato.
*Glass shade available in the following
colours: satined white, clear, frosted with
clear edge. Chromed metal fitting.*

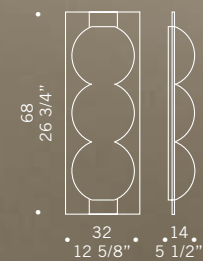


TOMMY S
1x60W E27
globolux chiara
clear Globolux
1x75W E27-PAR 30
1x20W E27
globe fluorescent



Perlage / design Oriano Favaretto

Lastra in cristallo extrachiaro con fascia sabbata. Diffusore in vetro satinato bianco. Montatura in metallo laccato bianco particolari cromati.
Sheet in extraclear glass with frosted band. Shade in satined white glass. White lacquered metal fitting with chromed details.




PERLAGE A3/P3
 3x70W E27
 alogena chiara
clear halogen

2x26W G24d-3
 fluorescente
fluorescent



PERLAGE A/P
 1x70W E27
 alogena chiara
clear halogen

1x18W G24d-2
 fluorescente
fluorescent



Perlage / design Oriano Favaretto

PERLAGE R9-T3

Base in cristallo extrachiaro.
Diffusore in vetro satinato bianco.
Montatura in metallo cromato.
*Base in extraclear glass.
Shade in satined white glass.
Chromed metal fitting.*



PERLAGE T3
2x60W E14
oliva *olive*

CE



IP20



PERLAGE R9
8x60W E14+

oliva *olive*
1x50W E27 - PAR 20
doppia accensione
double switch
whit one dimmer

CE



IP20





Perlage / design Oriano Favaretto

PERLAGE T1

Base in cristallo extrachiaro.
Diffusore in vetro satinato bianco.
Montatura in metallo cromato.
*Base in extraclear glass.
Shade in satined white glass.
Chromed metal fitting.*

PERLAGE S3

Diffusore in vetro satinato bianco.
Montatura in metallo cromato.
*Shade in satined white glass.
Chromed metal fitting.*

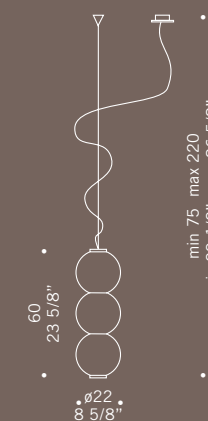


PERLAGE T1
1x60W E14
oliva
olive

CE



IP20



PERLAGE S3
2x60W E14
oliva *olive*
2x100W E14
alogeno chiara
clear halogen
+ 1x50W E27 - PAR 20

CE

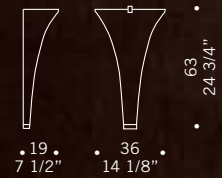


IP20



Olimpia / design Oriano Favaretto

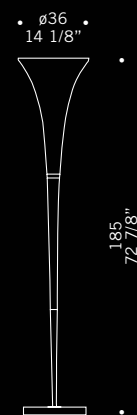

Diffusore in vetro satinato bianco. Montatura in metallo nichel spazzolato.
Satinated white glass shade. Brushed nickel metal fitting.



OLIMPIA A
1x120W R7s
alogeno lineare 75 mm
halogen linear 75 mm



IP20



OLIMPIA R
1x205W E27
alogeno chiara
clear halogen
con variatore
with dimmer

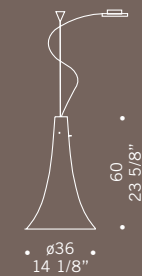




Olimpia / design Oriano Favaretto

Diffusore in vetro satinato bianco montatura in nichel spazzolato. Diffusore in vetro cristallo o cristallo sabbiato con bordo trasparente. Montatura in metallo cromato.

Satined white glass shade, brushed nickel metal fitting. Clear or frosted glass shade with clear edge, chromed metal fitting.




OLIMPIA S1/S1D
1x70W E27
alogeno chiara
clear halogen
1x75W E27 - PAR 30
1x23W E27
fluorescente
fluorescent
cavo elettrico 200 cm
cables length 200 cm

CE




Codice 51 / design Oriano Favaretto

Applique plafoniera in metallo verniciato bianco epossidico (RAL 9016), interno in acciaio lucido con vetro borosilicato satinato internamente.
Wall/ceiling lamp in white laquered epoxidic metal (RAL 9016), internal side in polished steel with borosilicate glass internally satined.





Codice 51 / design Oriano Favaretto

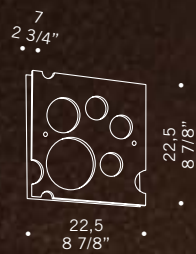


CODICE 51 A/P
1x8W G5
fluorescente lineare T5
T5 linear fluorescent


- CE
- ▼
- IP20
- ADA

Cheese / design Oriano Favaretto



Lastra in cristallo extrachiaro. Montatura in metallo cromato e verniciato grigio artico. Utilizzando lampade dello stesso modello si possono creare composizioni luminose. *Plate in extraclear glass. Chromed and lacquered artic-grey metal structure. Possibility to obtain lighting compositions using lamps of the same model.*



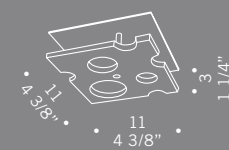
CHEESE AP5
5x20W-12V G4
alogeno bispina
halogen bi-pin
trasformatore elettronico
electronic transformer



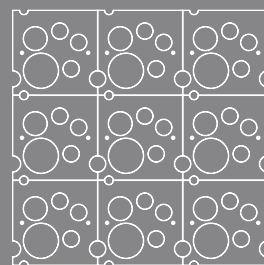
CHEESE AP10
10x20W-12V G4
alogeno bispina
halogen bi-pin
trasformatore elettronico
electronic transformer



Cheese / design Oriano Favaretto



CHEESE F3
3x20W-12V G4
alogeno bispina
halogen bi-pin
foro incasso \varnothing 8 cm
profondità minima 5 cm
trasformatore escluso
recessed hole \varnothing 8 cm
min. depth 5 cm
transformer not included



Esempio di composizione
Example of composition



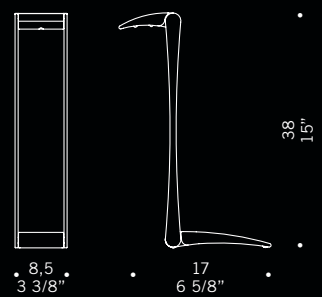
Liu / design Luca Ferretto

Lampada da tavolo disponibile in laccato bianco (RAL 9003) o cromo. Base in zama e steli in superpolimero snodati in senso verticale da 0 a 90°, diffusore snodato di 180°. Accensione, spegnimento, regolazione e memoria dell'intensità luminosa tramite il tasto centrale a sfioramento retroilluminato da un led verde intermittente.

Table lamp available either in chrome or white colour (RAL 9003). Base in zamak alloy, stems in superpolymer vertically articulated from 0° to 90°, head can be tilted to 180°. Light can be turn on and off and the lighting level adjust by touch dimmer with memory capability illuminated by intermittent green led.



Liu / design Luca Ferretto



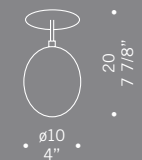
LIU L
4x1W 24Vdc LED
3000°K
lente 40° 40° lens
alimentatore
elettronico esterno
external electronic ballast



Pro•secco / design Oriano Favaretto

Diffusori in vetro borosilicato cristallo.
Montatura in metallo cromato.
Shades in borosilicate glass.
Chromed metal fitting.





PRO•SECCO F
1x20W-12V G4
alogeno bispina
halogen bi-pin
foro incasso \varnothing 7,5 cm
trasformatore escluso
recess hole \varnothing 7,5 cm
transformer not included

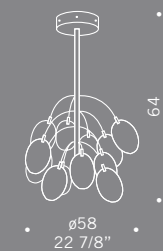




Pro•secco / design Oriano Favaretto



PRO•SECCO P4
4x20W-12V G4
alogeno bispina
halogen bi-pin
trasformatore elettronico
electronic transformer



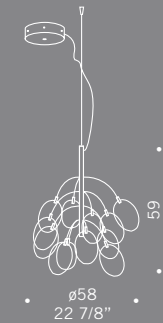
PRO•SECCO K13
13x20W-12V G4
alogeno bispina
halogen bi-pin
trasformatore magnetico
magnetic transformer




PRO•SECCO K19
19x20W-12V G4
alogeno bispina
halogen bi-pin
trasformatore magnetico
magnetic transformer



PRO•SECCO S4DG
4x20W-12V G4
alogeno bispina
halogen bi-pin
cavo elettrico 200 cm
trasformatore elettronico
cables length 200 cm
electronic transformer

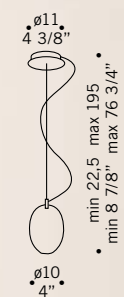


PRO•SECCO S13D
13x20W-12V G4
alogeno bispina
halogen bi-pin
cavo elettrico 150 cm
trasformatore magnetico
cables length 150 cm
magnetic transformer

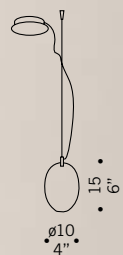


PRO•SECCO S19D
19x20W-12V G4
alogeno bispina
halogen bi-pin
cavo elettrico 150 cm
trasformatore magnetico
cables length 150 cm
magnetic transformer

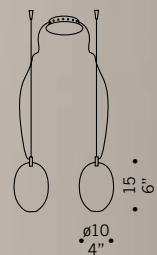




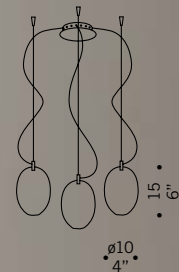
PRO•SECCO S1
1x20W-12V G4
alogeno bispina
halogen bi-pin
trasformatore elettronico
electronic transformer



PRO•SECCO S1D
1x20W-12V G4
alogeno bispina
halogen bi-pin
cavo elettrico 200 cm
trasformatore elettronico
cables lenght 200 cm
electronic transformer




PRO•SECCO S2D
2x20W-12V G4
alogeno bispina
halogen bi-pin
cavo elettrico 200 cm
trasformatore elettronico
cables lenght 200 cm
electronic transformer




PRO•SECCO S3D
3x20W-12V G4
alogeno bispina
halogen bi-pin
cavo elettrico 200 cm
trasformatore elettronico
cables lenght 200 cm
electronic transformer

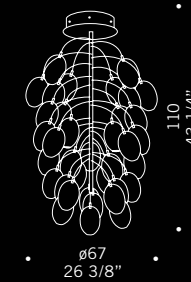


PRO•SECCO S4D
4x20W-12V G4
alogeno bispina
halogen bi-pin
cavo elettrico 200 cm
trasformatore elettronico
cables lenght 200 cm
electronic transformer



PRO•SECCO S5D
5x20W-12V G4
alogeno bispina
halogen bi-pin
cavo elettrico 200 cm
trasformatore elettronico
cables lenght 200 cm
electronic transformer





PRO•SECCO K37
37x10W-12V G4
alogen a bispina
halogen bi-pin
trasformatore elettronico
electronic transformer

CE



IP20

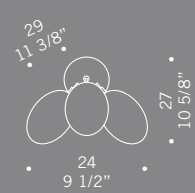


ETL

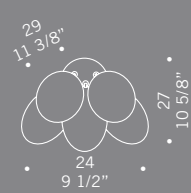





PRO•SECCO A1
1x20W-12V G4
alogeno bispina
halogen bi-pin
trasformatore elettronico
electronic transformer



PRO•SECCO A3
3x20W-12V G4
alogeno bispina
halogen bi-pin
trasformatore elettronico
electronic transformer



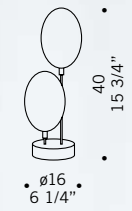
PRO•SECCO A5
5x20W-12V G4
alogeno bispina
halogen bi-pin
trasformatore elettronico
electronic transformer




PRO•SECCO R12
12x20W-12V G4
alogeno bispina
halogen bi-pin



Pro•secco / design Oriano Favaretto



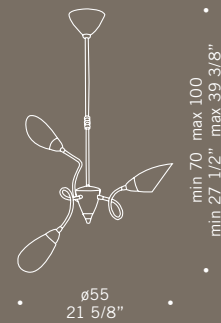
PRO•SECCO T2
2x20W-12V G4
alogeno bispina
halogen bi-pin
trasformatore elettronico
electronic transformer



Poli pò / design Oriano Favaretto

Diffusore disponibile nei seguenti colori satinati: bianco, cristallo, verde barena, giallo, blu, bluino, ambra, giallo melone, rosso Tangeri, acquamarine, rosso, viola, verde, verde mela, grigio antracite. Montatura in metallo cromato e nichelato per tutti i modelli.


Satinated glass shade available in the following colour versions: white, light "barena" green, yellow, blue, light blue, amber, yellow melon, Tanger red, aquamarine, red, violet, applegreen, green, heavy grey and frosted. Chromed or nickel metal structure for all the models.



min 70 max 100
min 27 1/2" max 39 3/8"

ø55
21 5/8"

POLI PÒ K3
3x40W E14
sferetta chiara
little sphere



min 70 max 100
min 27 1/2" max 39 3/8"

ø55
21 5/8"

POLI PÒ K6
6x40W E14
sferetta chiara
little sphere



35
13 3/4"

ø55
21 5/8"

POLI PÒ P6/A6
6x40W E14
sferetta chiara
little sphere



35
13 3/4"

ø55
21 5/8"

POLI PÒ P12/A12
12x40W E14
sferetta chiara
little sphere

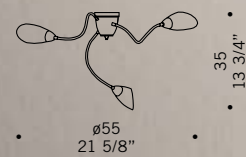


35
13 3/4"


ø55
21 5/8"

POLI PÒ P8/A8
8x40W E14
sferetta chiara
little sphere





POLI PÒ P3/A3
 3x40W E14
 sferetta chiara
little sphere



POLI PÒ R1
 6x40W E14
 sferetta chiara
little sphere



Poli pò / design Oriano Favaretto



POLI PÒ A2
2x40W E14
sferetta chiara
little sphere



POLI PÒ R
6x40W E14+
sferetta chiara
little sphere
1x150W E27
alogeno chiara
clear halogen
con variatore
with dimmer





Poli pò / design Oriano Favaretto



Viola satinato
Satined violet



Rosso satinato
Satined red



Grigio antracite satinato
Satined heavy grey



Bianco satinato
Satined white



Cristallo satinato
Frosted



Blu satinato
Dark blue satined



Verde satinato
Satined green



Acquamarine satinato
Satined aquamarine



Verde barena satinato
Satined "barena" light green



Bluino satinato
Satined light blue



Rosso Tangeri satinato
Satined Tangeri red



Giallo melone satinato
Satined melon



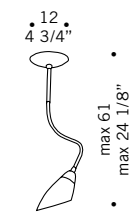
Verde mela satinato
Satined applegreen



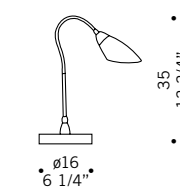
Ambra satinato
Satined amber



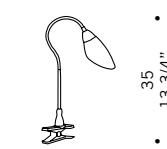

Giallo satinato
Satined yellow



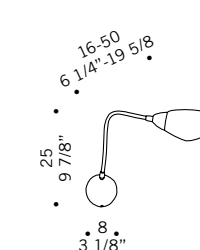
POLI PÒ F
1x40W E14
sferetta chiara
little sphere



POLI PÒ L
1x40W E14
sferetta chiara
little sphere



POLI PÒ L1
1x40W E14
sferetta chiara
little sphere



POLI PÒ A1
1x40W E14
sferetta chiara
little sphere



Girasole / design Oriano Favaretto

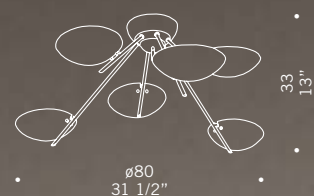
Diffusore disponibile nei seguenti colori satinati: bianco, verde barena, bluino, ambra, cristallo sabbiato.
 Montatura in metallo cromato.
Satined glass shades available in the following colours: white, light "barena" green, light blue, amber and frosted glass.
Chromed metal fitting.



GIRASOLE P3
 3x60W E14
 sferetta chiara
little sphere



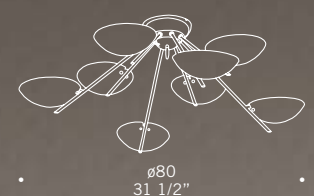
GIRASOLE 18 P3
 vetro ø 18 cm
glass ø 18 cm



GIRASOLE P6
 6x60W E14
 sferetta chiara
little sphere



GIRASOLE 18 P6
 vetro ø 18 cm
glass ø 18 cm



GIRASOLE P8
 8x60W E14
 sferetta chiara
little sphere



GIRASOLE 18 P8
 vetro ø 18 cm
glass ø 18 cm



Girasole / design Oriano Favaretto

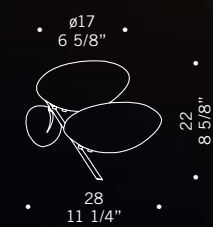


GIRASOLE L
1x60W E14
sferetta chiara
little sphere



GIRASOLE 18 L
vetro ø 18 cm
glass ø 18 cm





GIRASOLE A2
2x60W E14
sferetta
little sphere

GIRASOLE 18 A2
vetro ø 18 cm
glass ø 18 cm



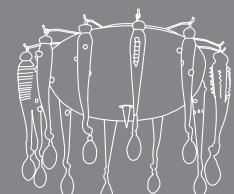
GIRASOLE A1
1x60W E14
sferetta
little sphere

GIRASOLE 18 A1
vetro ø 18 cm
glass ø 18 cm



Carillon / design Oriano Favaretto

Diffusore in vetro satinato bianco.
Decorazioni in vetro lucido nei colori: blu,
cristallo, giallo, rosso e verde.
Parti metalliche in nichel opaco.
*Central glass shade in satined white.
Decorations in the following glossy colours:
blue, clear glass, yellow, red and green.
Metal fitting in mat nickel.*



42
16 1/2"

ø52
20 1/2"

CARILLON P
3x70W E27
alogeno chiara
clear halogen

CE

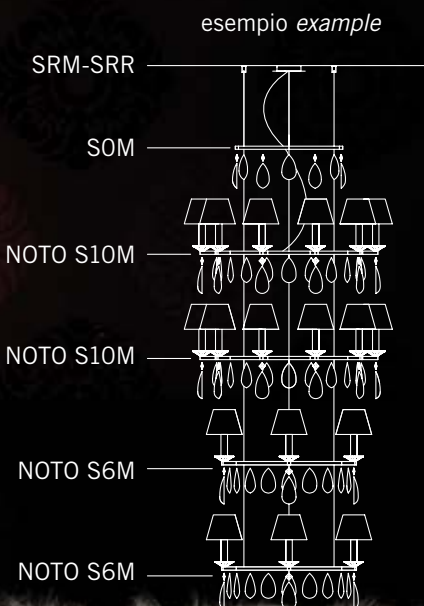


IP20



Noto / design Roberto Assenza

Bobeche in cristallo molato e gocce in vetro disponibili in colore rosso, nero e cristallo. Prodotto fornito con o senza paralume in seta nei seguenti colori: rosso, nero e bianco. Montatura disponibile in metallo cromato o finitura "ruggine".
Bobeche in ground glass and drops available either in red, black colour or clear glass. Product available either with of without silk shades in red, black or white. Structure either in chrome or "rust" finish metal.

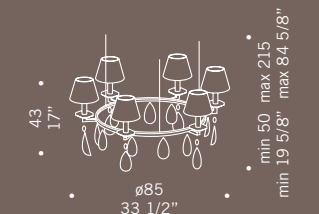


COMPOSIZIONI MODULARI
 Per composizioni libere a piacere si possono utilizzare i seguenti moduli SOM-S6M-S10M più rosone SRM-SRR per un massimo di 42 luci.

DIFFERENT MODULAR COMPOSITIONS
 To create personalised lighting projects the following types of modules can be used SOM-S6M-S10M + canopy SRM-SRR for up to maximum of 42 lights.



NOTO S10 SHADE
 10x40W E14
 sferetta chiara
little sphere



NOTO S6 SHADE
 6x40W E14
 sferetta chiara
little sphere

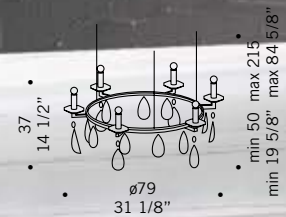


NOTO A3 SHADE
 3x40W E14
 sferetta chiara
little sphere

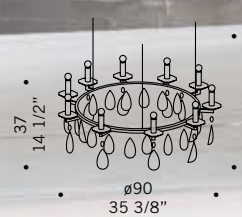



NOTO A2 SHADE
 2x40W E14
 sferetta chiara
little sphere

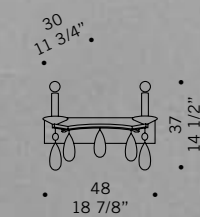




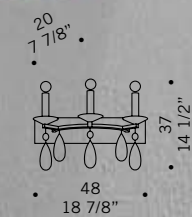
NOTO S6
6x40W E14
sferetta chiara
little sphere



NOTO S10
10x40W E14
sferetta chiara
little sphere



NOTO A2
2x40W E14
sferetta chiara
little sphere

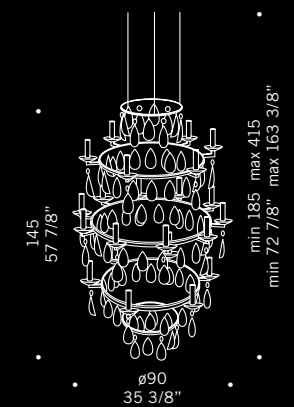


NOTO A3
3x40W E14
sferetta chiara
little sphere



Ninfa di Noto / design Roberto Assenza

Bobeche in cristallo molato e gocce in vetro disponibili in colore rosso, nero e cristallo. Prodotto fornito con o senza paralume in seta nei seguenti colori: rosso, nero e bianco. Montatura disponibile in metallo cromato o finitura "ruggine".
Bobeche in ground glass and drops available either in red, black colour or clear glass. Product available either with or without silk shades in red, black or white. Structure either in chrome or "rust" finish metal.



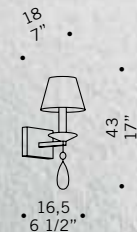
NINFA DI NOTO K22
 22x40W E14
 sferetta chiara
 little sphere

CE
 ▼
 P20
 □



Eloro / design Roberto Assenza

Bobeche in cristallo molato e gocce in vetro disponibili in colore rosso, nero e cristallo. Prodotto fornito con o senza paralume in seta nei seguenti colori: rosso, nero e bianco. Montatura disponibile in metallo cromato o finitura "ruggine".
Bobeche in ground glass and drops available either in red, black colour or clear glass. Product available either with of without silk shades in red, black or white. Structure either in chrome or "rust" finish metal.

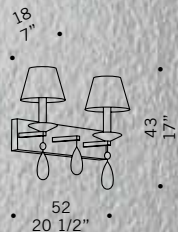


ELORO A1 SHADE
 1x40W E14
 sferetta chiara
little sphere

CE



IP20

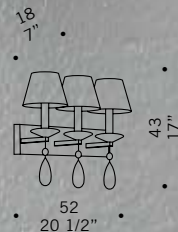


ELORO A2 SHADE
 2x40W E14
 sferetta chiara
little sphere

CE



IP20

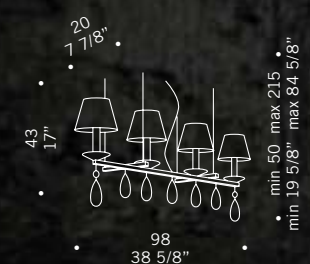


ELORO A3 SHADE
 3x40W E14
 sferetta chiara
little sphere

CE



IP20

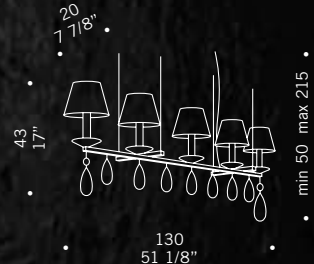


ELORO S4L SHADE
 4x40W E14
 sferetta chiara
little sphere

CE



IP20

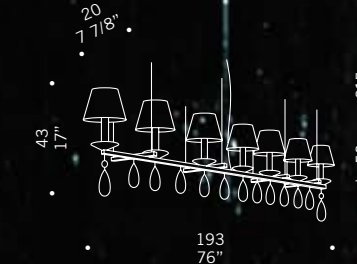


ELORO S5L SHADE
 5x40W E14
 sferetta chiara
little sphere

CE



IP20



ELORO S7L SHADE
 7x40W E14
 sferetta chiara
little sphere

CE

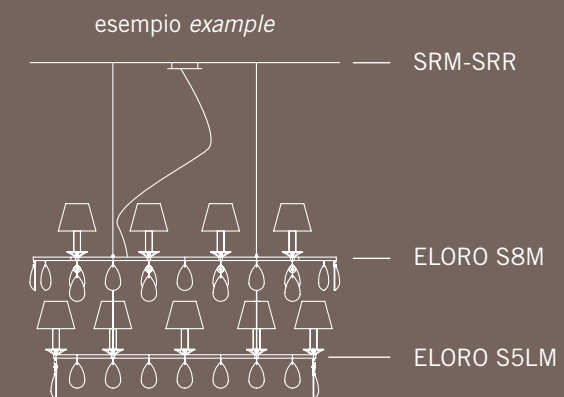


IP20



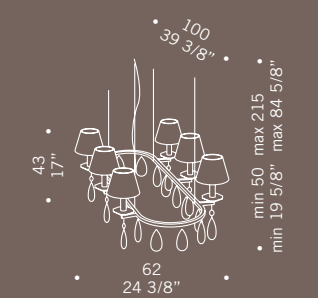


Eloro / design Roberto Assenza

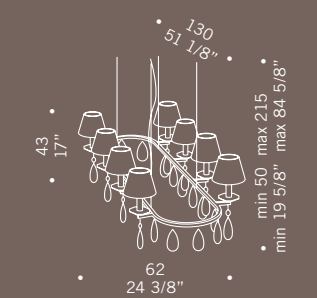


COMPOSIZIONI MODULARI
Per composizioni libere a piacere
si possono utilizzare i seguenti moduli
S4LM-S5LM-S7LM-S6M-S8M più rosone
SRM-SRR per un massimo di 18 luci.

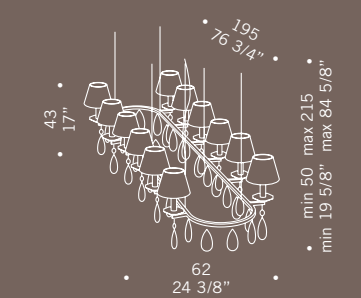
DIFFERENT MODULAR COMPOSITIONS
To create personalised lighting projects
the following types of modules can be used
S4LM-S5LM-S7LM-S6M-S8M + canopy
SRM-SRR for up to a maximum of 18 lights.



ELORO S6 SHADE
6x40W E14
sferetta chiara
little sphere



ELORO S8 SHADE
8x40W E14
sferetta chiara
little sphere



ELORO S12 SHADE
12x40W E14
sferetta chiara
little sphere



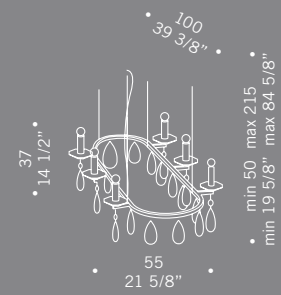
Eloro / design Roberto Assenza



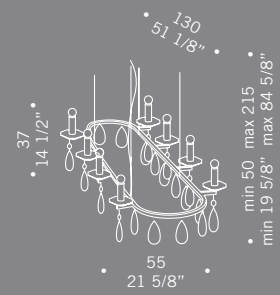
ELORO A1
1x40W E14
sferetta chiara
little sphere



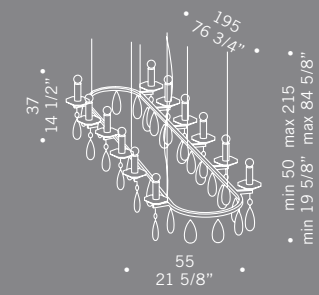
ELORO A2
2x40W E14
sferetta chiara
little sphere



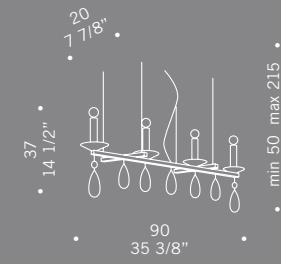
ELORO S6
6x40W E14
sferetta chiara
little sphere



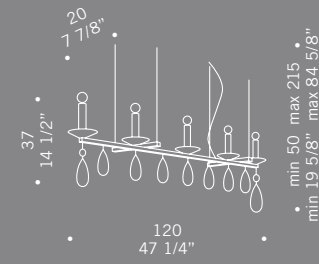
ELORO S8
8x40W E14
sferetta chiara
little sphere



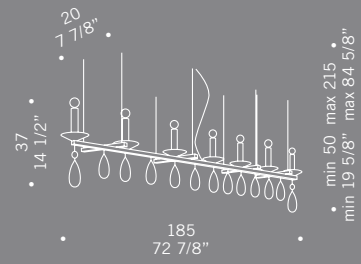
ELORO S12
12x40W E14
sferetta chiara
little sphere



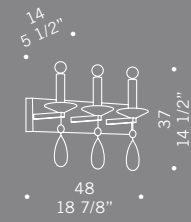
ELORO S4L
4x40W E14
sferetta chiara
little sphere



ELORO S5L
5x40W E14
sferetta chiara
little sphere



ELORO S7L
7x40W E14
sferetta chiara
little sphere



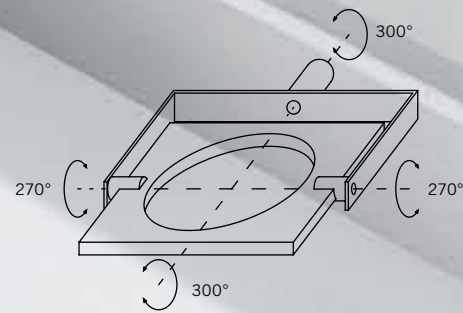
ELORO A3
3x40W E14
sferetta chiara
little sphere



San Siro / design Ufficio Stile de Majo

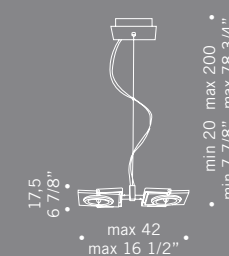
Vetro in cristallo extrachiaro.
Diffusori orientabili su due assi.
Montatura disponibile in metallo laccato
grigio artico (RAL 9006) o laccato bianco
(RAL 9003) entrambi con particolari cromo.

*Extraclear glass. Rotary glass diffuser
on 2 axes. Structure available in lacquered
metal artic-grey (RAL 9006) or lacquered
white (RAL 9003) with chromed details.*

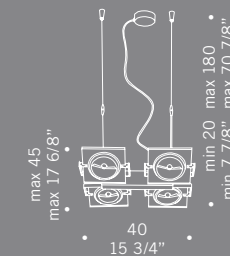




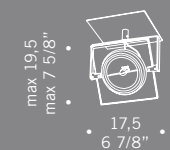
San Siro / design Ufficio Stile de Majo



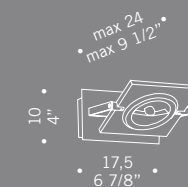
SAN SIRO S2
2x50W G53
halospot 111
trasformatore elettronico
electronic transformer



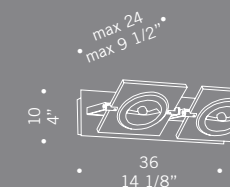
SAN SIRO S4
4x50W G53
halospot 111
trasformatore elettronico
electronic transformer



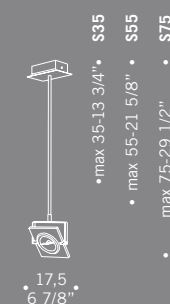
SAN SIRO F
1x100W G53
halospot 111
foro incasso \varnothing 9 cm
profondità minima 5 cm
trasformatore escluso
recess hole \varnothing 9 cm
min. depth of recessed hole 5 cm
transformer not included



SAN SIRO A1/P1
1x100W G53
halospot 111
trasformatore elettronico
electronic transformer



SAN SIRO A2/P2
2x100W G53
halospot 111
trasformatore elettronico
electronic transformer

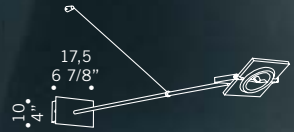


SAN SIRO S35-S55-S75
1x100W G53
halospot 111
trasformatore elettronico
electronic transformer

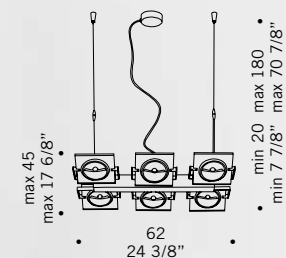




- max 35-13 3/4" • A35
- max 55-21 5/8" • A55
- max 75-29 1/2" • A75



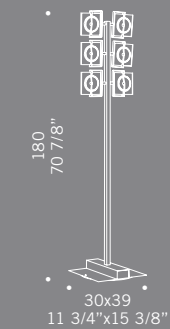
SAN SIRO A35-A55-A75 CE
 1x100W G53
 halospot 111
 trasformatore elettronico
 electronic transformer



SAN SIRO S6 CE
 6x50W G53
 halospot 111
 trasformatore elettronico
 electronic transformer




SAN SIRO R1
 1x100W G53
 halospot 111
 trasformatore elettronico
electronic transformer



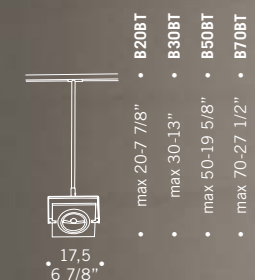
SAN SIRO R6
 6x50W G53
 halospot 111
 trasformatore magnetico
magnetic transformer



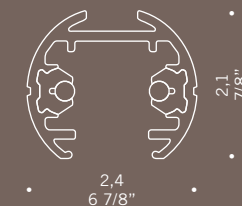
SAN SIRO R4
 4x75W G53
 halospot 111
 trasformatore magnetico
magnetic transformer



San Siro / design Ufficio Stile de Majo



SAN SIRO
B20BT-B30BT-B50BT-B70BT
 1x50W G53
 halospot 111
 trasformatore escluso
 transformer not included



BINARI ELETRIFICATI A BASSA TENSIONE LOW-VOLTAGE ELECTRIFIED TRACKS

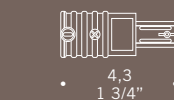
Codice Code lunghezza cm length
5BIELOB142 100 - 39 3/8" 12V - 25A
5BIELOB242 200 - 78 3/4" 12V - 25A
5BIELOB342 300 - 118 1/8" 12V - 25A

■ anodizzato naturale - natural anodized
 ■ bianco - white



ACCESSORI - ACCESSORIES

■ Nero Black ■ Bianco White



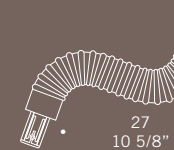
5BIELOB02N
 Alimentazione *Live-end*



5BIELOB04N
 Giunto lineare *Straight connector*



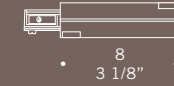
5BIELOB19N
 Giunto lineare senza contatti
Mechanical connector



5BIELOB10N
 Giunto flessibile *Flexible connector*



5BIELOB05N
 Giunto L *L joint*




5BIELOB03N
 Alimentazione centrale
Central connector



5BIELOB20N
 Adattatore per cavo o tige
Cable/pipe adapter 12V-5A



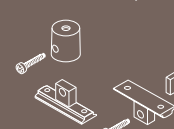
5BIELOB23N
 Chiusura *Dead-end*



5BIELOB24N
 Copertura binario
Track cover 1000 mm

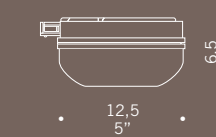


5BIELOB06N
 Sospensione kit lunghezza cavo 2000 mm
Suspension kit wire length 2000 mm




5BIELOB07N
 Attacco soffitto/parete (coppia)
Ceiling/wall kit pair

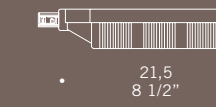
TRASFORMATORI PER BINARI A BASSA TENSIONE TRANSFORMERS FOR LOW-VOLTAGE TRACKS



5BIELOB59N
 Trasformatore toroidale 105W/105W
toroidal transformer



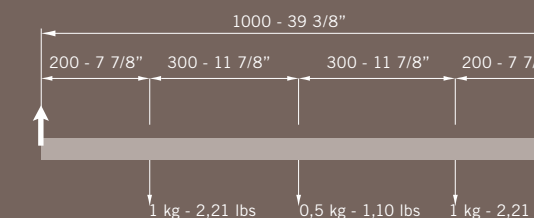
5BIELOB53N
 Trasformatore elettronico 150W/150W
electronic transformer



5BIELOB50N
 Trasformatore elettronico 250W/250W
electronic transformer



CAPACITÀ DI PORTATA PER METRO LINEARE LOAD CAPACITY PER LINEAR METRE



CAPACITÀ DI POTENZA - POWER CAPACITY

La lunghezza complessiva del circuito è molto importante per un corretto funzionamento dei corpi illuminanti.
The overall length of the circuit is very important for a correct functioning of the lighting fittings.

P(W)	I (A)	L MAX (M.)
300	25	5 - 196 7/8"
250	20,8	7 - 275 5/8"
200	16,6	9 - 354 3/8"
150	12,5	11 - 433"
100	8,3	13 - 511 7/8"

L max (mt): Lunghezza binario + lunghezza cavo di alimentazione 2 x 6 mm²
Max L (m): track length + supply cable length 2 x 2 awg

Spoke / design Luca Ferretto

SPOKE R1

Diffusore in cristallo. Forcella in polimetilmetacrilato (PMMA) trasparente. Montatura in metallo laccato grigio artico.
Diffuser in clear glass. Structure in transparent polymethylmethacrylate (PMMA). Lacquered artic-grey metal fitting.

SPOKE A1/P1

Diffusore in cristallo. Montatura in metallo cromato e polimetilmetacrilato (PMMA) trasparente.
Diffuser in clear glass. Structure in chromed metal and transparent polymethylmethacrylate (PMMA).




SPOKE R1

1x100W G53
halospot 111
trasformatore elettronico
con varialuce
*electronic transformer
with dimmer*

CE



Spoke / design Luca Ferretto



SPOKE A1/P1 G53-12V CE
 1x100W G53
 halospot 111
 trasformatore elettronico
 electronic transformer




SPOKE A1/P1 E27 CE
 1x75W E27 - PAR 30



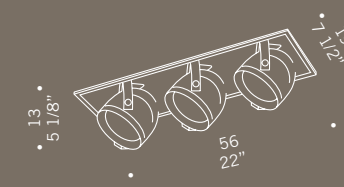
SPOKE A1/P1 CDM CE
 1x35W GX8,5
 scarica
 metal halide
 high intensity discharge
 alimentatore elettronico
 electronic ballast

Spoke Mini / design Luca Ferretto

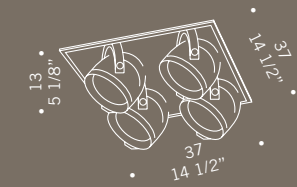

Diffusore in cristallo. Montatura in metallo laccato nero con profilo in alluminio. Forcella in polimetilmetacrilato (PMMA) trasparente.
Diffuser in clear glass. Metal black lacquered fitting with aluminium profile. Structure in transparent polymethylmethacrylate (PMMA).



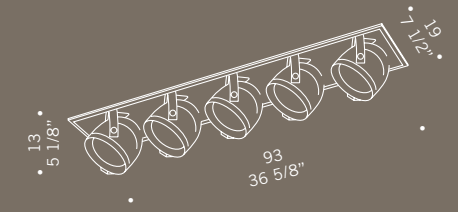
SPOKE MINI F1
 1x100W G53
 halospot 111
 foro incasso 17x17 cm
 profondità minima 10 cm
 trasformatore escluso
*recessed hole 17x17 cm
 min. depth 10 cm
 transformer not included*




SPOKE MINI F3
 3x100W G53
 halospot 111
 foro incasso 17x54 cm
 profondità minima 10 cm
 trasformatore escluso
*recessed hole 17x54 cm
 min. depth 10 cm
 transformer not included*



SPOKE MINI F4
 4x100W G53
 halospot 111
 foro incasso 35,5x35,5 cm
 profondità minima 10 cm
 trasformatore escluso
*recessed hole 35,5x35,5 cm
 min. depth 10 cm
 transformer not included*



SPOKE MINI F5
 5x100W G53
 halospot 111
 foro incasso 17x91 cm
 profondità minima 10 cm
 trasformatore escluso
*recessed hole 17x91 cm
 min. depth 10 cm
 transformer not included*



Concerto / design Ufficio Stile de Majo

CONCERTO P32

Diffusore in vetro bianco con cupola interna riflettente in metallo argentato lucido. Montatura disponibile in nichel spazzolato o laccato bianco (RAL 9016).
White glass diffuser with internal polished silver finish metal dome shaped reflector. Fixture available with either a brushed nickel or lacquer white finish (RAL 9016).

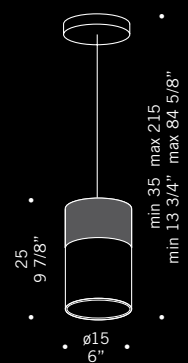
CONCERTO P35-S35

Diffusore in vetro bianco con cupola interna riflettente in metallo argentato bugnato. Montatura in nichel spazzolato.
White glass diffuser with internal polished silver satin finish metal dome shaped reflector.

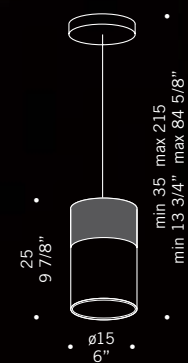
CONCERTO P42ED-S42ED

Diffusore in vetro bianco con cupola interna riflettente in metallo argentato lucido. Montatura in nichel spazzolato.
White glass diffuser with internal polished silver finish metal dome shaped reflector. Brushed nickel fitting.

Concerto / design Ufficio Stile de Majo

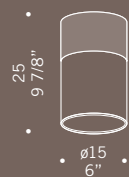






CONCERTO S35
 1x35W G12
 scarica
metal halide
high intensity discharge
 alimentatore elettronico
electronic ballast

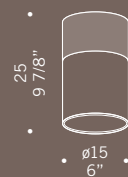




CONCERTO S42ED
 1x42W GX24q-4
 fluorescente *fluorescent*
 alimentatore elett. dimm.
electronic ballast dimmable

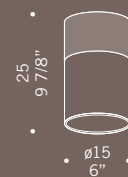




CONCERTO P32 
 1x32W GX24q-3 
 fluorescente *fluorescent*
 1x26W GX24q-3 
 fluorescente *fluorescent*
 1x42W GX24q-4 
 fluorescente *fluorescent*



CONCERTO P35 
 1x35W G12 
 scarica *metal halide*
 high intensity discharge
 alimentatore elettronico
electronic ballast



CONCERTO P42ED 
 1x42W GX24q-4 
 fluorescente *fluorescent*
 alimentatore elett. dimm. 
electronic ballast dimmable

Adam / design Luca Ferretto

SISTEMA SU CAVI

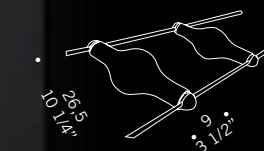
Corpi illuminanti in vetro borosilicato soffiato e sabbiato, montatura interna in metallo cromato e particolari in policarbonato opale.

Lighting system on cables with mouth-blown, satined borosilicate diffusers, lamp support in chromed metal and details in opal polycarbonate.

ADAM SO-S1-S2

Diffusore in vetro borosilicato soffiato e sabbiato. Montatura in metallo laccato bianco (RAL 9016) con particolari in policarbonato trasparente satinato.

Diffuser: hand blown and frosted borosilicate glass. Frame: white-lacquered metal (RAL 9016) with details in satined transparent polycarbonate.

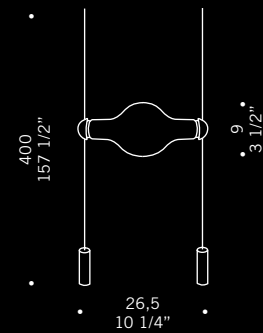


ADAM CO
120W R7s
alogeno lineare 114 mm
halogen linear 114 mm
lunghezza cavi 5-10-20 mt
cables length 5-10-20 mt

CE

▽

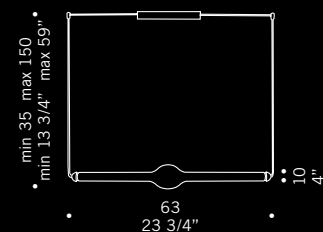
P20



ADAM CV
 120W R7s
 alogena lineare 114 mm
 halogen linear 114 mm
 con varialuce
 potenza max totale 500W
 dimmer total power
 max 500W



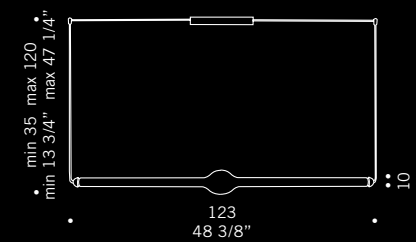
IP20



ADAM S0
 1x24W G5
 fluorescente lineare T5
 T5 linear fluorescent



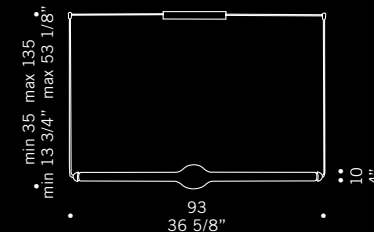
IP30



ADAM S2
 1x54W G5
 fluorescente lineare T5
 T5 linear fluorescent



IP30



ADAM S1
 1x39W G5
 fluorescente lineare T5
 T5 linear fluorescent



IP30



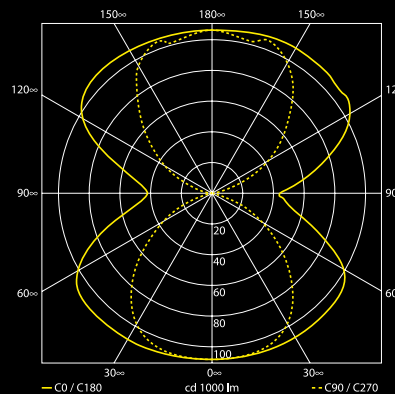


**ACCESSORI
ACCESSORIES**

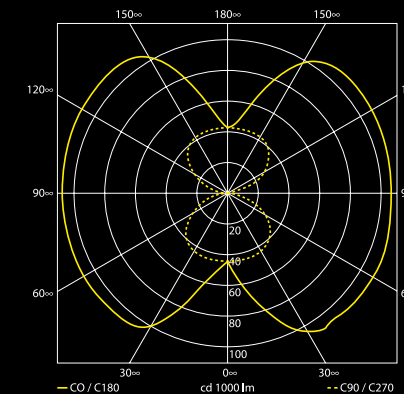
- 1 Deviatore in metallo cromato.
Chromed metal angle bar.
5ADAM0002
- 2 Kit zavorre in metallo cromato con particolari in plastica satinata trasparente.
Weights kit chromed metal finish with details in transparent satinated plastic.
7GRUPOC01
- 3 Sostegno angolare in acciaio lucido e particolari in plastica trasparente.
Angle bar in steel with details in transparent plastic.
7GRUPOC05
- 4 Attacco parete/soffitto in metallo cromato e particolari in plastica satinata trasparente.
Wall/ceiling cable suspension in chromed metal with details in transparent satinated plastic.
7GRUPOC06

- 5 Sostegno a soffitto in metallo cromato con particolari in acciaio.
Bridge ceiling cable suspension chromed metal finish with steel details.
7GRUPOC03
- 6 Staffa parete/soffitto in acciaio lucido.
Wall ceiling mount in steel.
7GRUPOC09
- 7 Kit alimentazione centrale in metallo cromato + cavo 200 cm.
Center feed kit chromed metal finish + 200 cm cable.
7GRUPOC10

**SISTEMA SU CAVI ADAM
EDEN SYSTEMS**



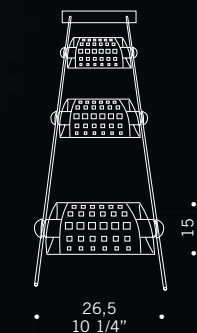
**TESATA VERTICALE ADAM
EDEN VERTICAL SYSTEMS**



Play / design Nicola Grandesso

SISTEMA SU CAVI

Sistema su cavi con corpi illuminanti in vetro lastra cristallo extrachiaro satinato con serigrafia, schermo interno removibile in alluminio lucido, montatura interna in acciaio satinato e cromo con particolari in policarbonato opale.
Lighting system on cables with diffuser in satined extraclear silk-screen printed glass, removable internal screen in aluminium lamp support in satined steel and chrome and details in opal polycarbonate.



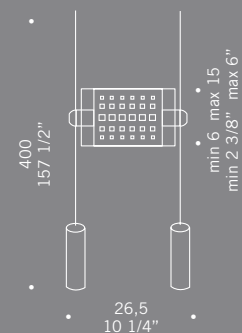
PLAY CO
120W R7s
alogeno lineare 75 mm
halogen linear 75 mm
lunghezza cavi 5-10-20 mt
cables length 5-10-20 mt

CE

▽

P20

Play / design Nicola Grandesso

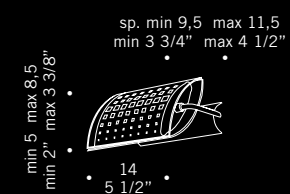


PLAY CV
120W R7s
alogeno lineare 75 mm
halogen linear 75 mm
con varialuce
potenza max totale 500W
dimmer total power
max 500W

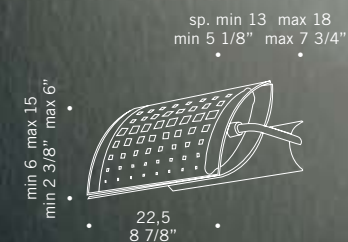


Play / design Nicola Grandesso

Diffusore con possibilità di rotazione libera.
Vetro in lastra cristallo extrachiaro satinato con serigrafia, schermo interno removibile in alluminio lucido.
Montatura in acciaio satinato e cromo.
Diffuser in satined extraclear silk-screen printed glass, removable internal screen in aluminium. with possibility of free rotation. Frame in satined steel and chrome.



PLAY A0/P0
1x60W G9
alogeno bispina
halogen bi-pin

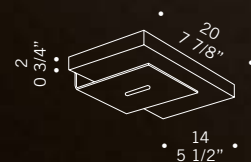


PLAY A1/P1
1x120W R7s
alogeno lineare 75 mm
halogen linear 75 mm



Tau / design Ufficio Stile de Maio

Lastra in cristallo extrachiaro.
Montatura in acciaio spazzolato.
Sheet in extraclear glass.
Brushed steel fitting.

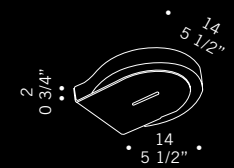


TAU A
1x60W G9
alogeno bispina
halogen bi-pin



Omega / design Ufficio Stile de Majo

Lastra in cristallo extrachiaro.
Montatura in acciaio spazzolato.
Sheet in extraclear glass.
Brushed steel fitting.



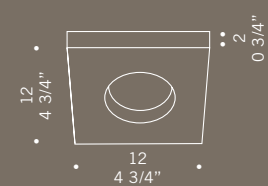
OMEGA A
1x60W G9
alogeno bispina
halogen bi-pin



Omega / design Ufficio Stile de Majo

Arno / design Oriano Favaretto

Lastra in cristallo extrachiaro
specchiato e sabbato.
Montatura in metallo con riflettore
parabolico in alluminio.
*Plate in extraclear mirrored
and sand blasted glass.
Metal frame with aluminium
dome shaped reflector.*



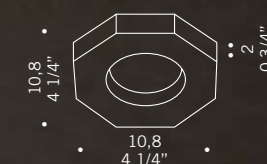
ARNO F

1x50W-12V GY6,35
alogeno bispina
halogen bi-pin
1x50W-12V GU5,3
alogeno dicroico
halogen dichroic
foro incasso ø 5,5 cm
profondità minima 6 cm
trasformatore escluso
*recessed hole ø 5,5 cm
min. depth 6 cm
transformer not included*



Nemi / design Oriano Favaretto

Lastra in cristallo extrachiaro specchiato.
Montatura in metallo con riflettore
parabolico in alluminio.
*Plate in extraclear mirrored glass.
Metal frame with aluminium dome
shaped reflector.*



NEMI F
1x50W-12V GY6,35
alogeno bispina
halogen bi-pin
1x50W-12V GU5,3
alogeno dicroico
halogen dichroic
foro incasso ø 5,5 cm
profondità minima 6 cm
trasformatore escluso
*recessed hole ø 5,5 cm
min. depth 6 cm
transformer not included*

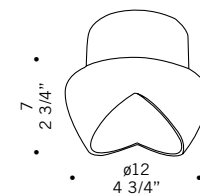
CE





Cut / design Danilo De Rossi

Diffusore in vetro ambra satinato,
bianco satinato e cristallo.
*Glass shade in the following colours:
satinated amber, satinated white and clear.*



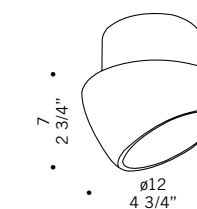
CUT F
1x50W-12V GY6,35
alogeno bispina
halogen bi-pin
1x50W-12V GU5,3
alogeno dicroico
halogen dichroic
foro incasso ø 9 cm
profondità minima 10 cm
*recessed hole ø 9 cm
min. depth 10 cm*
transformer not included

CE



Coupè / design Danilo De Rossi

Diffusore in vetro ambra satinato,
bianco satinato e cristallo.
*Glass shade in the following colours:
satinéd amber, satinéd white and clear.*




COUPÉ F
1x50W-12V GY6,35
alogeno bispina
halogen bi-pin
1x50W-12V GU5,3
alogeno dicroico
halogen dichroic
foro incasso ø 9 cm
profondità minima 10 cm
trasformatore escluso
*recessed hole ø 9 cm
min. depth 10 cm
transformer not included*



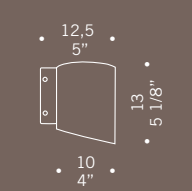
Blade / design Francesco Dei Rossi

Applique in alluminio satinato naturale o rosso, con possibilità di regolazione del fascio luminoso inferiore.
Wall lamp either in natural satined aluminium or red, possibility of regulation of down light distribution.





Blade / design Francesco Dei Rossi



BLADE A0
1x60W G9
alogeno bispina
halogen bi-pin

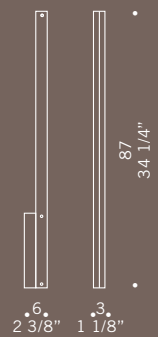
CE
IP20
E14

Zip / design Ufficio Stile de Majo

Lampada in alluminio lucido.
Lamp in polished aluminium.



Zip / design Ufficio Stile de Majo



ZIP A/P
1x24W G5
fluorescente lineare T5
T5 linear fluorescent
alimentatore elettronico
electronic ballast

CE



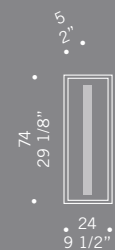
IP 20













ADA

Riga / design Ufficio Stile de Majo






Lastra in polimetilmetacrilato (PMMA) accoppiato trasparente e bianco. Montatura in metallo laccato bianco con particolari in acciaio spazzolato.
Diffuser in transparent and white polymethylmethacrylate (PMMA). White lacquered metal structure with brushed steel details.








RIGA AO/PO  
 2x24W G5
 fluorescente lineare T5 
T5 linear fluorescent 
 alimentatore elettronico 
electronic ballast






RIGA AO/PO ED  
 2x24W G5
 fluorescente lineare T5 
T5 linear fluorescent 
 alimentatore elettronico 
 dimmerabile
electronic ballast
dimnable








RIGA A1/P1  
 2x39W G5
 fluorescente lineare T5 
T5 linear fluorescent 
 alimentatore elettronico 
electronic ballast

RIGA A1/P1 ED  
 2x39W G5
 fluorescente lineare T5 
T5 linear fluorescent 
 alimentatore elettronico 
 dimmerabile
electronic ballast
dimnable



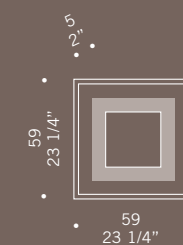
RIGA A2/P2  
 2x54W G5
 fluorescente lineare T5 
T5 linear fluorescent 
 alimentatore elettronico 
electronic ballast

RIGA A2/P2 ED  
 2x54W G5
 fluorescente lineare T5 
T5 linear fluorescent 
 alimentatore elettronico 
 dimmerabile
electronic ballast
dimnable





Riga / design Ufficio Stile de Majo



RIGA A3/P3
4x24W 2G11
fluorescente
fluorescent
alimentatore elettronico
electronic ballast

CE



IP20



ADA

RIGA A3/P3 ED
4x24W 2G11
fluorescente
fluorescent
alimentatore elettronico
dimmerabile
electronic ballast
dimmable

CE




IP20



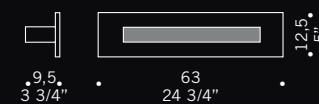
ADA

Righetta / design Ufficio Stile de Majo


Lastra in cristallo extrachiaro
con fascia sabbiata.
Montatura in metallo nichel spazzolato.
*Sheet in extraclear glass with frosted
band. Brushed nickel metal fitting.*



RIGHETTA A42 CE
1x160W R7s
alogeno lineare 114 mm ADA
halogen linear 114 mm IP40



RIGHETTA A63 CE
1x24W 2G11
fluorescente
fluorescent ADA
alimentatore elettronico IP40
electronic ballast



RIGHETTA A85 CE
1x55W 2G11
fluorescente
fluorescent ADA
alimentatore elettronico IP40
electronic ballast








Jazz / design Ufficio Stile de Majo

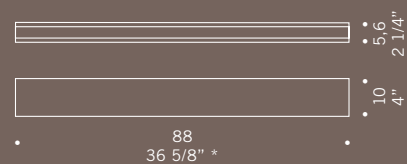
Lastra in cristallo extrachiaro con sabbiatura interna. Montatura in acciaio spazzolato.
Sheet in extraclear glass frosted on the internal side. Brushed steel fitting.





Jazz / design Ufficio Stile de Majo

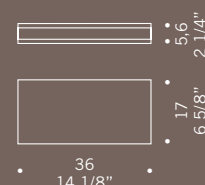
* size suitable for the U.S. market
 ** not available for the U.S. market







JAZZ A 58-10 
 1x24W G5 
 fluorescente lineare T5 
T5 linear fluorescent
 alimentatore elettronico 
 portata massima 4 kg
electronic ballast
maximum capacity 8,81 lbs







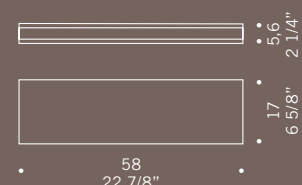
JAZZ A 88-10 
 1x39W G5 
 fluorescente lineare T5 
T5 linear fluorescent
 alimentatore elettronico 
 portata massima 4 kg
electronic ballast
maximum capacity 8,81 lbs




JAZZ A 36-17 
 2x24W 2G11 
 fluorescente 
fluorescent
 alimentatore elettronico 
 portata massima 2 kg
electronic ballast
maximum capacity 4,40 lbs



JAZZ A 45-17 
 2x36W 2G11 
 fluorescente 
fluorescent
 alimentatore elettronico 
 portata massima 2 kg
electronic ballast
maximum capacity 4,40 lbs



JAZZ A 58-17 ** 
 2x55W 2G11 
 fluorescente 
fluorescent
 alimentatore elettronico 
 portata massima 2 kg
electronic ballast
maximum capacity 4,40 lbs



Plana Plus / design Ufficio Stile de Majo

Lastra in cristallo extrachiaro.
Montatura in metallo laccato grigio artico
(RAL 9006) con particolari cromati.
*Sheet in extraclear glass.
Arctic-grey lacquered (RAL 9006)
fitting with chromed details.*

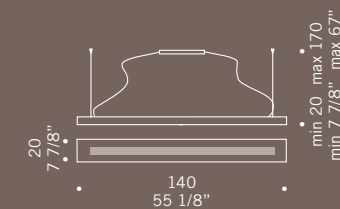
Plana Plus / design Ufficio Stile de Majo



PLANA PLUS S110
2x39W G5
fluorescente lineare T5
alimentatore elettronico
electronic ballast



PLANA PLUS S110 ED
2x39W G5
fluorescente lineare T5
alimentatore elettronico
dimmerabile
electronic ballast dimmable



PLANA PLUS S140
2x54W G5
fluorescente lineare T5
alimentatore elettronico
electronic ballast



PLANA PLUS S140 ED
2x54W G5
fluorescente lineare T5
alimentatore elettronico
dimmerabile
electronic ballast dimmable

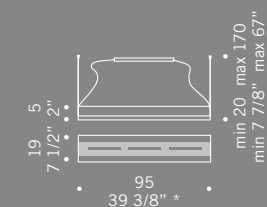




Linear 1 / design Ufficio Stile de Majo

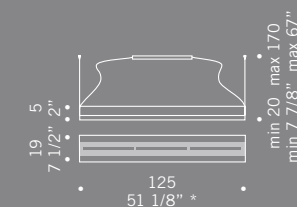
Lastra in cristallo extrachiaro con fascia sabbiata.
 Montatura in metallo laccato grigio artico
 (RAL 9006) con particolari cromati.
*Sheet in extraclear glass with frosted band.
 Artic-grey lacquered (RAL 9006) fitting
 with chromed details.*

** size suitable for the U.S. market*



LINEAR 1 S95 CE
 1x39W G5
 fluorescente lineare T5
T5 linear fluorescent
 alimentatore elettronico
electronic ballast

LINEAR 1 S95 ED CE
 1x39W G5
 fluorescente lineare T5
T5 linear fluorescent
 alimentatore elettronico
 dimmerabile
electronic ballast dimmable



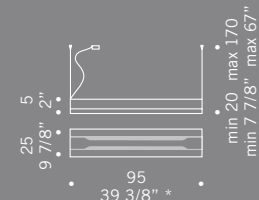
LINEAR 1 S125 CE
 1x54W G5
 fluorescente lineare T5
T5 linear fluorescent
 alimentatore elettronico
electronic ballast





LINEAR 1 S125 ED CE
 1x54W G5
 fluorescente lineare T5
T5 linear fluorescent
 alimentatore elettronico
 dimmerabile
electronic ballast dimmable





Linear 2 / design Ufficio Stile de Majo

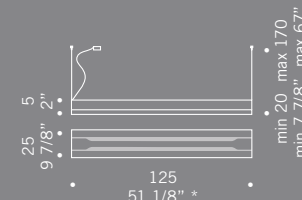
Lastra in cristallo extrachiaro con fascia sabbiata.
 Montatura in metallo laccato grigio artico
 (RAL 9006) con particolari cromati.
*Sheet in extraclear glass with frosted band.
 Artic-grey lacquered (RAL 9006) fitting
 with chromed details.*





** size suitable for the U.S. market*







LINEAR 2 S95 
 2x39W G5 
 fluorescente lineare T5 
T5 linear fluorescent 
 alimentatore elettronico
electronic ballast

LINEAR 2 S95 ED 
 2x39W G5 
 fluorescente lineare T5 
T5 linear fluorescent 
 alimentatore elettronico
electronic ballast
 dimmerabile
electronic ballast dimmable



LINEAR 2 S125 
 2x54W G5 
 fluorescente lineare T5 
T5 linear fluorescent 
 alimentatore elettronico
electronic ballast

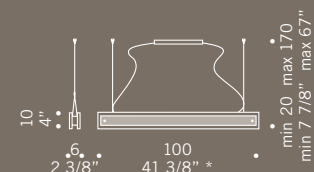
LINEAR 2 S125 ED 
 2x54W G5 
 fluorescente lineare T5 
T5 linear fluorescent 
 alimentatore elettronico
electronic ballast
 dimmerabile
electronic ballast dimmable











Thin 1 / design Ufficio Stile de Majo

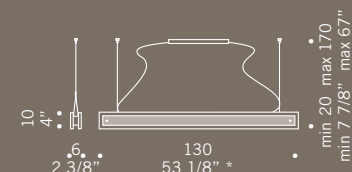
Lastra in cristallo extrachiaro con fascia sabbata.
 Montatura in metallo laccato grigio artico
 (RAL 9006) con particolari cromati.
*Sheet in extraclear glass with frosted band.
 Artic-grey lacquered (RAL 9006) fitting
 with chromed details.*





* size suitable for the U.S. market







THIN 1 S100 
 1x39W G5 
 fluorescente lineare T5 
T5 linear fluorescent 
 alimentatore elettronico
electronic ballast

THIN 1 S100 ED 
 1x39W G5 
 fluorescente lineare T5 
T5 linear fluorescent 
 alimentatore elettronico
electronic ballast
 dimmerabile
electronic ballast dimmable



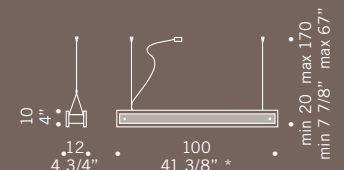
THIN 1 S130 
 1x54W G5 
 fluorescente lineare T5 
T5 linear fluorescent 
 alimentatore elettronico
electronic ballast



THIN 1 S130 ED 
 1x54W G5 
 fluorescente lineare T5 
T5 linear fluorescent 
 alimentatore elettronico
electronic ballast
 dimmerabile
electronic ballast dimmable



Thin 2 / design Ufficio Stile de Majo

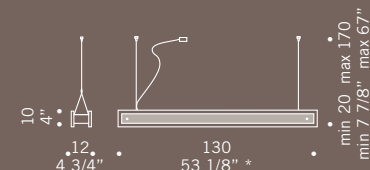
Lastra in cristallo extrachiaro con fascia sabbata.
 Montatura in metallo laccato grigio artico (RAL 9006) con particolari cromati.
*Sheet in extraclear glass with frosted band.
 Artic-grey lacquered (RAL 9006) fitting with chromed details.*



* size suitable for the U.S. market





THIN 2 S100  
 2x39W G5
 fluorescente lineare T5
T5 linear fluorescent
 alimentatore elettronico
electronic ballast

THIN 2 S100 ED  
 2x39W G5
 fluorescente lineare T5
T5 linear fluorescent
 alimentatore elettronico
 dimmerabile
electronic ballast dimmable



THIN 2 S130  
 2x54W G5
 fluorescente lineare T5
T5 linear fluorescent
 alimentatore elettronico
electronic ballast

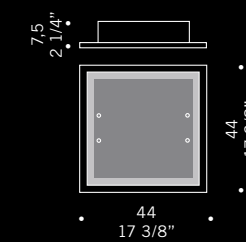
THIN 2 S130 ED  
 2x54W G5
 fluorescente lineare T5
T5 linear fluorescent
 alimentatore elettronico
 dimmerabile
electronic ballast dimmable













Quadra / design Ufficio Stile de Majo

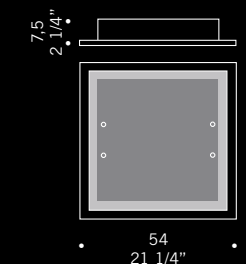
Lastra in cristallo extrachiaro serigrafato bianco.
 Montatura in metallo laccato grigio (RAL 9006).
 Sheet in extraclear glass with white screen
 printing. Artic-grey lacquered metal fitting
 (RAL 9006).






** not available for the U.S. market













QUADRA A/P 44 ** 
 44E 
 4x18W 2G11 
 fluorescente *fluorescent* 
 alimentatore elettronico 
electronic ballast

QUADRA A/P 44 ** 
 44 EMERGENZA E 
 4x18W 2G11 
 fluorescente *fluorescent* 
 alimentatore elettronico 
 + kit di emergenza
electronic ballast
 + *emergency control gear*

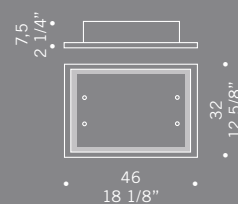


QUADRA A/P 54 
 54E 
 4x36W 2G11 
 fluorescente *fluorescent* 
 alimentatore elettronico 
electronic ballast

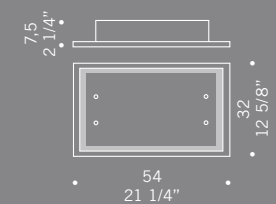
QUADRA A/P 54 
 54ED 
 4x36W 2G11 
 fluorescente *fluorescent* 
 alimentatore elettronico 
 dimmerabile
electronic ballast dimmable

QUADRA A/P 54 
 54 EMERGENZA E 
 4x36W 2G11 
 fluorescente *fluorescent* 
 alimentatore elettronico 
 + kit di emergenza
electronic ballast
 + *emergency control gear*

Quadra / design Ufficio Stile de Majò

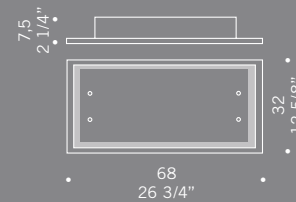


QUADRA A/P 46-32 CEE
 46-32E
 2x18W 2G11
 fluorescente *fluorescent*
 alimentatore elettronico
electronic ballast



QUADRA A/P 54-32 CEE
 54-32E
 2x36W 2G11
 fluorescente *fluorescent*
 alimentatore elettronico
electronic ballast

QUADRA A/P 54-32 CEE
 54-32ED
 2x36W 2G11
 fluorescente *fluorescent*
 alimentatore elettronico
 dimmerabile
electronic ballast dimmable



QUADRA A/P 54-32 CEE
 54-32 EMERGENZA E
 2x36W 2G11
 fluorescente *fluorescent*
 alimentatore elettronico
 + kit di emergenza
electronic ballast
 + emergency control gear

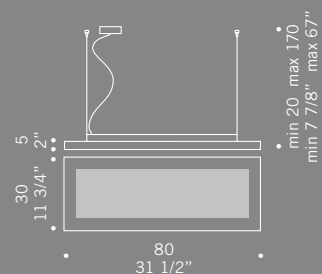
QUADRA A/P 68-32 CEE
 68-32E
 2x55W 2G11
 fluorescente *fluorescent*
 alimentatore elettronico
electronic ballast



QUADRA A/P 68-32 CEE
 68-32ED
 2x55W 2G11
 fluorescente *fluorescent*
 alimentatore elettronico
 dimmerabile
electronic ballast dimmable


QUADRA A/P 68-32 CEE
 54-32 EMERGENZA E
 2x55W 2G11
 fluorescente *fluorescent*
 alimentatore elettronico
 + kit di emergenza
electronic ballast
 + emergency control gear

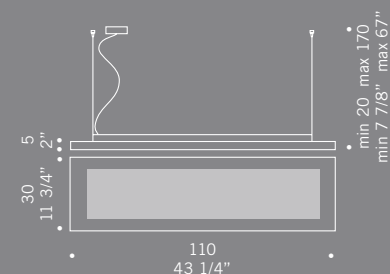




Quadra / design Ufficio Stile de Majo



QUADRA S80  
 2x24W 2G5
 fluorescente lineare T5
T5 linear fluorescent
 alimentatore elettronico
electronic ballast

QUADRA S80 ED  
 2x24W 2G5
 fluorescente lineare T5
T5 linear fluorescent
 alimentatore elettronico
 dimmerabile
electronic ballast
dimmmable



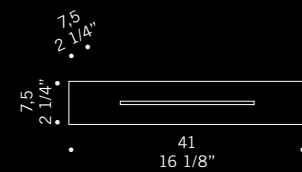
QUADRA S110  
 2x39W 2G5
 fluorescente lineare T5
T5 linear fluorescent
 alimentatore elettronico
electronic ballast





QUADRA S110 ED  
 2x39W 2G5
 fluorescente lineare T5
T5 linear fluorescent
 alimentatore elettronico
 dimmerabile
electronic ballast
dimmmable

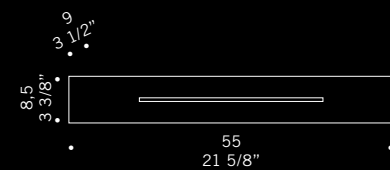






Ishi / design Ufficio Stile de Majo





Applique in metallo acciaio spazzolato
con vetri di protezione in cristallo
extrachiario sabbiato.
*Wall lamp in brushed steel with
extraclear frosted protection-glasses.*




ISHI A1 
1x120W R7s 
alogeno lineare 75 mm 
halogen linear 75 mm 



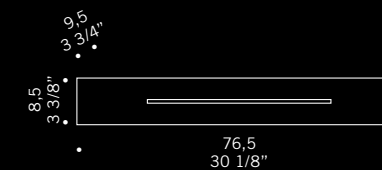
ISHI A2 
1x120W R7s 
alogeno lineare 75 mm 
halogen linear 75 mm 

ISHI A2 
1x26W G24d-3 
fluorescente 
fluorescent 





Ishi / design Ufficio Stile de Majo



ISHI A3
2x120W R7s
alogeno lineare 75 mm
halogen linear 75 mm

CE

IP20

ADA

☒

ISHI A3
2x26W G24d-3
fluorescente
fluorescent

CE

☒

IP20

☒

ADA

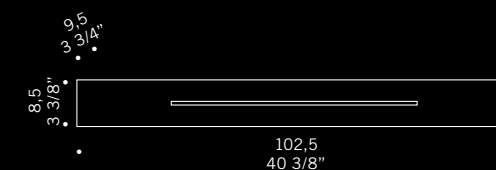
ISHI A3
1x36W 2G11
fluorescente
fluorescent

CE

☒

IP20

ADA



ISHI A4
3x80W R7s
alogeno lineare 75 mm
halogen linear 75 mm

CE

IP20

ADA

☒

ISHI A4
1x55W 2G11
fluorescente
fluorescent

CE

☒

IP20

☒

ADA

ISHI A4
1x150W RX7s-24
scarica
metal halide
high intensity discharge

CE

☒

IP20

ADA

Concept / Art Direction / Graphic Project
HANGAR DESIGN GROUP

Photo
Adriano Brusaferrì
Matteo Imbriani
Oriani Origone
Styling
Beatrice Rossetti

PP 6-9, 11, 14-17, 26-29, 31-33, 52-56, 58-61, 64, 66, 67, 69-71, 73-76, 86-88, 93-98,
101, 104-106, 112, 114-116, 118, 119, 122, 123, 125, 146-150, 164, 165, 168, 170,
171, 174-177, 179-181, 183, 186, 187, 191-193, 200-203, 226-229, 231, 244, 245,
247-249, 253, 254, 256, 257, 262, 263, 265, 276-279

Other photos
Quasar

PP 12, 13, 17-20, 22, 23, 25, 30, 34-36, 39-41, 43, 44, 46, 48-51, 62, 63, 67, 79, 80,
83-85, 91, 92, 99, 102, 107-109, 111, 113, 121, 127-130, 132-134, 136, 137, 139-141,
143, 144, 152-154, 156, 157, 159-161, 163, 166, 169, 172-174, 182, 185, 188, 189,
195-199, 204-206, 209-212, 214-218, 221-224, 230, 232-239, 241-243, 251, 258-260,
267, 268, 270, 272, 273, 275, 280, 283, 285, 287-289, 291, 293, 295, 296

Thanks to:

ARFLEX / SEVEN SALOTTI
B&B ITALIA
DE PADOVA
DEVON&DEVON
DOMINIQUE KIEFFER – RUBELLI
FRETTE
FRIGHETTO
GLAS ITALIA
KNOLL INTERNATIONAL
MDF ITALIA
MISURAEMME
PLINIO IL GIOVANE
POLIFORM
RIMADESIO
RODA
RUBELLI
SAMBONET
SILVA
SOCIETY
TISETTANTA
VITRA
VITTORIO BONACINA
ZEUS NOTO
ZOEPPRITZ



DE MAJO

GLASS
TRADITION
2010



Il lampadario a Murano / The Murano chandelier

Fin dai suoi esordi a Murano, negli anni '40 dello scorso secolo, la de Majo Illuminazione ha indirizzato la propria attenzione e il talento dei suoi maestri vetrai verso la produzione dei lampadari classici, accumulando nei decenni un'esperienza e una sapienza produttiva che ancora oggi è in grado di mettere al servizio delle proprie realizzazioni. È indubbio che, da alcuni anni, il lampadario classico veneziano sia stato rivalutato come elemento non solo illuminante, ma ancor più d'arredo poiché gli sono universalmente riconosciute versatilità e adattabilità assolutamente ineguagliabili. È vero altresì, (caratteristica straordinaria del vetro di Murano) che il lampadario classico ha saputo rinnovarsi proponendosi attraverso il talento di designers e maestri vetrai in nuove interpretazioni e, pur non rinunciando alle lavorazioni classiche, ha saputo divenire espressione di design attuale e di buon gusto. Dalla consapevolezza che il lampadario può essere protagonista in un arredamento, deriva la necessità di consentirne la personalizzazione, pertanto le forme, misure e colori di tutti i lampadari del presente catalogo possono essere variati a piacimento dell'utente e laddove si renda necessario, la de Majo è in grado di realizzare progettazioni speciali uniche ed inedite che rappresentano il massimo livello della sua produzione. Sono lampadari che abbelliscono case, palazzi, ville, alberghi in tutto il mondo che la de Majo Illuminazione, come nel lontano 1947, continua a produrre a Murano affidandone l'esecuzione a maestranze altamente qualificate e la progettazione ai propri creativi interni, dotati non solo di un raro bagaglio di esperienza, ma anche di buon gusto, cultura e finezza estetica, doti indispensabili per un risultato d'eccellenza.

de Majo Illuminazione, since the 1940's when the company was first set up in Murano, has focused the talent and expert skills of master glassmakers on creating classic chandeliers acquiring over the years experience and expertise which, still today, can be seen in the range of lighting solutions offered. It is without doubt that the classic Venetian chandelier, over recent years, has been reinterpreted not only as a lighting source, but reconsidered as a furnishing feature thanks to its versatility adapting perfectly to any context. Another important quality (an exceptional characteristic of Murano glass) is that the classic chandelier has been rethought thanks to the talent of designers and master glassmakers offering the market a new vision without losing sight of traditional glassmaking methods, a classic product transformed to satisfy contemporary design and appeal. Aware that the chandelier can become a focal feature, these lighting solutions can be personalised, therefore the models, sizes and colours of all the chandeliers in this catalogue can vary depending on specific customer requirements and if requested, de Majo offers unique and exclusive design projects, representing the excellence of this company. Chandeliers which enhance homes, palaces, villas and hotels worldwide and which de Majo Illuminazione, continues to produce, since 1947, in Murano by skilled and expert glassmakers and designed in-house by the company's creative team all of whom not only have specialist experience, but good taste, culture and an appreciation for a refined appeal, indispensable qualities and skills to achieve excellence.

**ABO
PROJECT
2010**
Nutre e guida la ricerca
mirata contro il cancro
www.demajo.aboproject.it

member of

**Intrapresæ
Collezione
Guggenheim**

**VETRO ARTISTICO
MURANO**

**PC
AB28**

Certificato GOST-R
GOST-R certificate

cULUS



Indice / Index

Acqua	228_229	Venussiano	324_327	7076	134_137	8003	122_123
Afrika Pom Pon	332	Vivaldi	168_175	7077	100_103	8004	194_199
Aria	230_231	2400	266_275	7079	106_107	8006	124_125
Bugia	234_243	2599	256_265	7080	120_121	8007	214_215
Ciocca	6_17	2612	276_279	7081	92_95	8008	82_83
Cosmopora	314_319	4000	244_245	7082	116_119	8010	284_285
Flute	38_47	4004	246_247	7083	88_89	8011	284_285
Fuoco	232_233	4044	250_251	7084	108_111	8012	284_285
Glacé	54_63	4045	254_255	7085	112_115	8020	26_31
I Quattro Elementi	223_233	4400	248_249	7086	104_105	8080	48_51
Ice	32_37	4444	252_253	7087	90_91	8089	208_213
Laguna Planet	320_323	6009	154_159	7088	148_153	8090	52_53
Muricanu Chocolate	304_311	6099	160_167	7092	216_219	8097	130_133
Organioptical	333	7055	146_147	7093	220_221	8099	182_189
Portofino	280_283	7056	140_145	7094	84_87	9001	286_289
Sara	22_25	7060	202_205	7096	126_127	9002	292_295
Supernatural	18_21	7061	176_181	7097	128_129	9003	290_291
Terra	226_227	7063	190_191	7099	192_193	9050	298_303
Tetra	64_67	7065	206_207	8000	68_77	9051	296_297
Venedig Pom Pon	330_331	7067	200_201	8001	96_99	9053	298_303
Venegiano	328_329	7074	138_139	8002	78_81		

Ciocca / design Francesco Dei Rossi

Vetro disponibile nei colori cristallo, rosso, lattimo o cristallo bordo nero con montatura cromata, cristallo oro con montatura dorata, nero con montatura cromata nera.
Available in clear glass, red, milkwhite or clear glass black rim with chrome metal structure. clear glass gold with a gold coloured finished frame, black with a black chrome plated frame.







CIOCCA S16
h 140-55 1/8"
ø 120-47 1/4"
16x60W G9
alogeno bispina
halogen bi-pin



IP20

MURANO





CIOCCA S4
h min 85-33 1/2"
h max 235-92 1/2"
ø 55-21 5/8"
3x60W G9 +
alogeno bispina
halogen bi-pin
1x40W G9
alogeno bispina
halogen bi-pin

CE



IP20



MURANO





CIOCCA S6
h min 90-35 3/8"
h max 240-94 1/2"
ø 68-26 3/4"
3x60W G9 +
alogeno bispina
halogen bi-pin
3x40W G9
alogeno bispina
halogen bi-pin





CIOCCA A1
h 60-23 5/8"
l 55-21 5/8"
s 25-9 7/8"
1x60W G9
alogeno bispina
halogen bi-pin





CIOCCA R1
h 195-76 3/4"
ø 70-27 1/2"
1x60W E27
alogeno chiara
clear halogen



Supernatural / design Nicola Grandesso

Lampadario in lattimo e tazzine in cristallo con bordo bianco. Montatura in metallo laccato bianco lucido e cromo.
Chandelier in milkwhite with cups in clear glass with milkwhite rim. Structure in glossy white lacquered metal and chrome.





SUPERNATURAL K36
h 310-122"
ø 205-80 3/4"
36x60W E14
alogeno chiara
clear halogen



Sara / design Roberto Assenza

Lampadario in colore lattimo.
Montatura verniciata bianca.
*Chandelier in milkwhite glass.
White painted structure.*



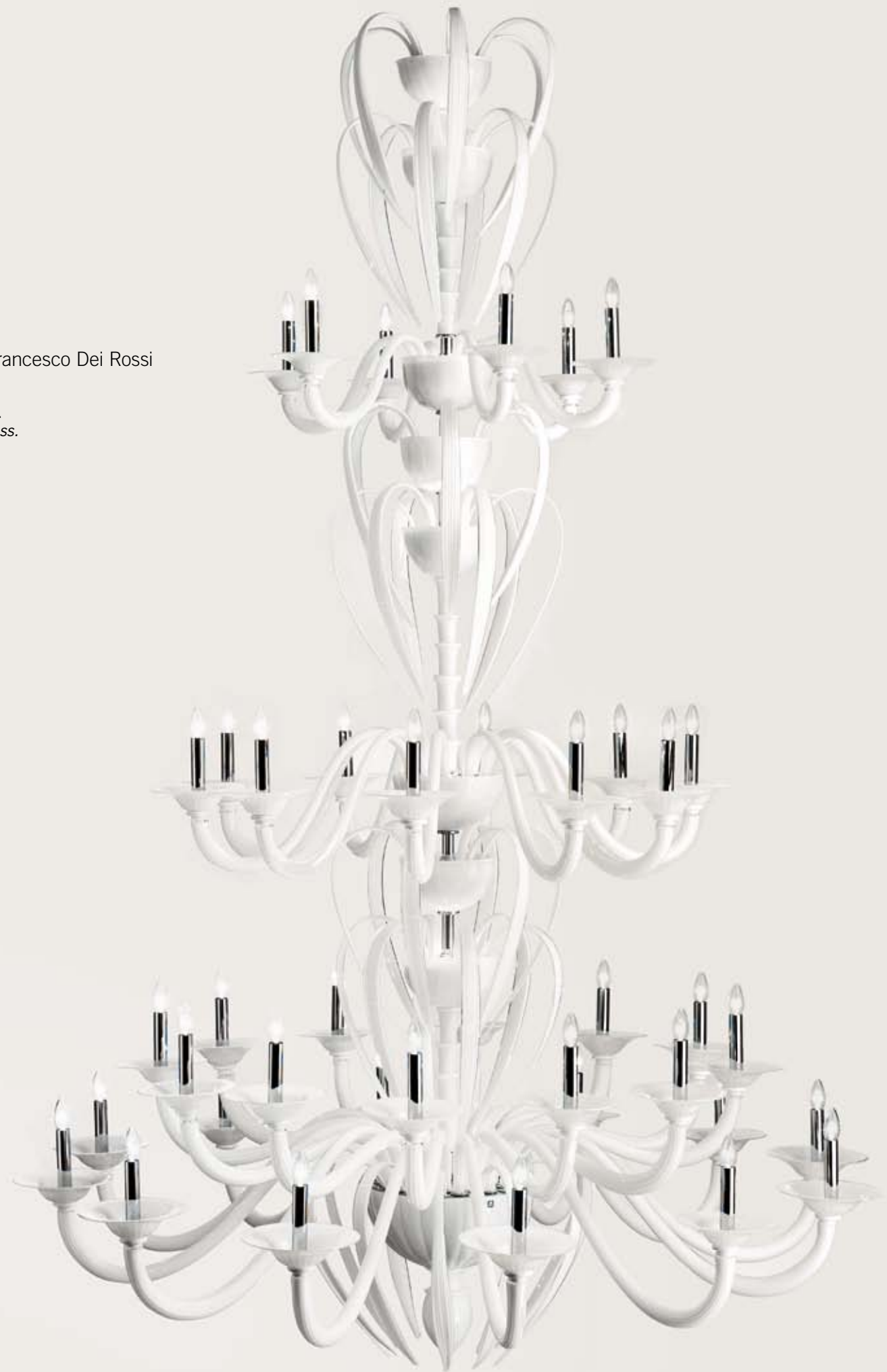
SARA K42
h 300-118 1/8"
ø 200-78 3/4"
42x40W E14
oliva chiara
olive





8020 / design Francesco Dei Rossi

Lampadari in colore lattimo.
Chandeliers in milkwhite glass.



8020 K42
h 300-118 1/8"
ø 200-78 3/4"
42x60W E14 +
sferetta chiara
little sphere
18x4,8W 350mA LED
3000° K bianco caldo
3000° K warm white





8020 K24
h 90-35 3/8"
ø 180-70 7/8"
24x60W E14
sferetta chiara
little sphere





Ice / design Roberto Assenza

Lampadario in cristallo con ottagoni molati in cristallo. Montatura in metallo cromato.
Chandelier in clear glass with engraved octagons. Chromed metal structure.

ICE K84
h 300-118 1/8"
ø 200-78 3/4"
57x40W E14 +
alogeno chiara
clear halogen
27x25W G9
alogeno bispina
halogen bi-pin







Flute / design Hangar Design Group

Lampadario in nero e cristallo.
Montatura in metallo laccato nero.
*Chandelier in black and clear glass.
Black lacquered metal structure.*





FLUTE K12+8+6
h 140-55 1/8"
ø 118-46 1/2"
12+8+6x40W G9
alogeno bispina
halogen bi-pin








FLUTE K12+8+6
h 140-55 1/8"
ø 118-46 1/2"
12+8+6x40W G9
alogeno bispina
halogen bi-pin



8080 / Francesco Dei Rossi

Lampadario disponibile nei colori: cristallo, nero e cristallo, bianco e cristallo.
Montatura in metallo cromato.
*Chandelier in clear glass, black and clear glass, milkwhite and clear glass.
Chromed metal structure.*





8080 K8
h min 67-26 3/8"
h max 220-86 5/8"
h 47-18 1/2"
l 55-21 5/8"
l 121-47 5/8"
8x60W E14
oliva chiara
olive



8090 / Francesco Dei Rossi

Lampadario disponibile nei colori:
cristallo, nero e cristallo, bianco e cristallo.
Montatura in metallo cromato.
Paralume in seta di colore bianco.
*Chandelier in clear glass, black and
clear glass, milkwhite and clear glass.
Chromed metal structure.
Silk shade in white.*



8090 K8
h min 67-26 3/8"
h max 220-86 5/8"
h 47-18 1/2"
l 52-20 1/2"
l 120-47 1/4"
8x60W E14
oliva chiara
olive



Glacé / design Hangar Design Group


Lampadario disponibile nei colori:
cristallo, grigio e "fumè".
Montatura in metallo cromato.
*Chandelier in clear glass, grey and "fumè".
Chromed metal structure.*






GLACÉ K16
h 90-35 3/8"
ø 130-51 1/8"
16x60W E14
sferetta chiara
little sphere
16x60W E14
alogeno chiara
little halogen





GLACÉ K16
h 90-35 3/8"
ø 130-51 1/8"
16x60W E14
sferetta chiara
little sphere
16x60W E14
alogeno chiara
little halogen






Tetra / design Roberto Assenza - Francesco Dei Rossi

Lampadario in vetro colore nero con bracci in colore grigio. Montatura cromata nera.
Glass chandelier in black colour with grey arms. Chromed metal structure.

TETRA K16
h 90-35 3/8"
l 115-45 1/4"
l 115-45 1/4"
16x40W E14
oliva chiara
olive





TETRA K16
h 90-35 3/8"
l 115-45 1/4"
l 115-45 1/4"
16x40W E14
oliva chiara
olive



8000

Lampadari ed appliques in cristallo,
lattimo, rosso, viola, nero e cristallo.
Chandeliers and wall lamps
in clear glass, milkwhite, red, violet,
black and clear glass.





8000 K18+12+6+6
h 150-59"
ø 160-63"
18+12+6+6x40/60W
E14
sferetta chiara
little sphere





8000 K6+3+3
 h 95-37 3/8"
 ø 100-39 3/8"
 6+3+3x40/60W
 E14
 sferetta chiara
 little sphere



8000 K4+4
 h 70-27 1/2"
 ø 80-31 1/2"
 4+4x40/60W
 E14
 sferetta chiara
 little sphere



8000 K9+6+3
 h 110-43 1/4"
 ø 120-47 1/4"
 9+6+3x40/60W
 E14
 sferetta chiara
 little sphere



8000 K15+10+5
 h 125-49 1/4"
 ø 140-55 1/8"
 15+10+5x40/60W
 E14
 sferetta chiara
 little sphere







8000 K6+3+3
 h 95-37 3/8"
 ø 100-39 3/8"
 6+3+3x40/60W
 E14
 sferetta chiara
 little sphere



8000 A4+3+2
 h 65-25 5/8"
 ø 60-23 5/8"
 4+3+2x40/60W
 E14
 sferetta chiara
 little sphere

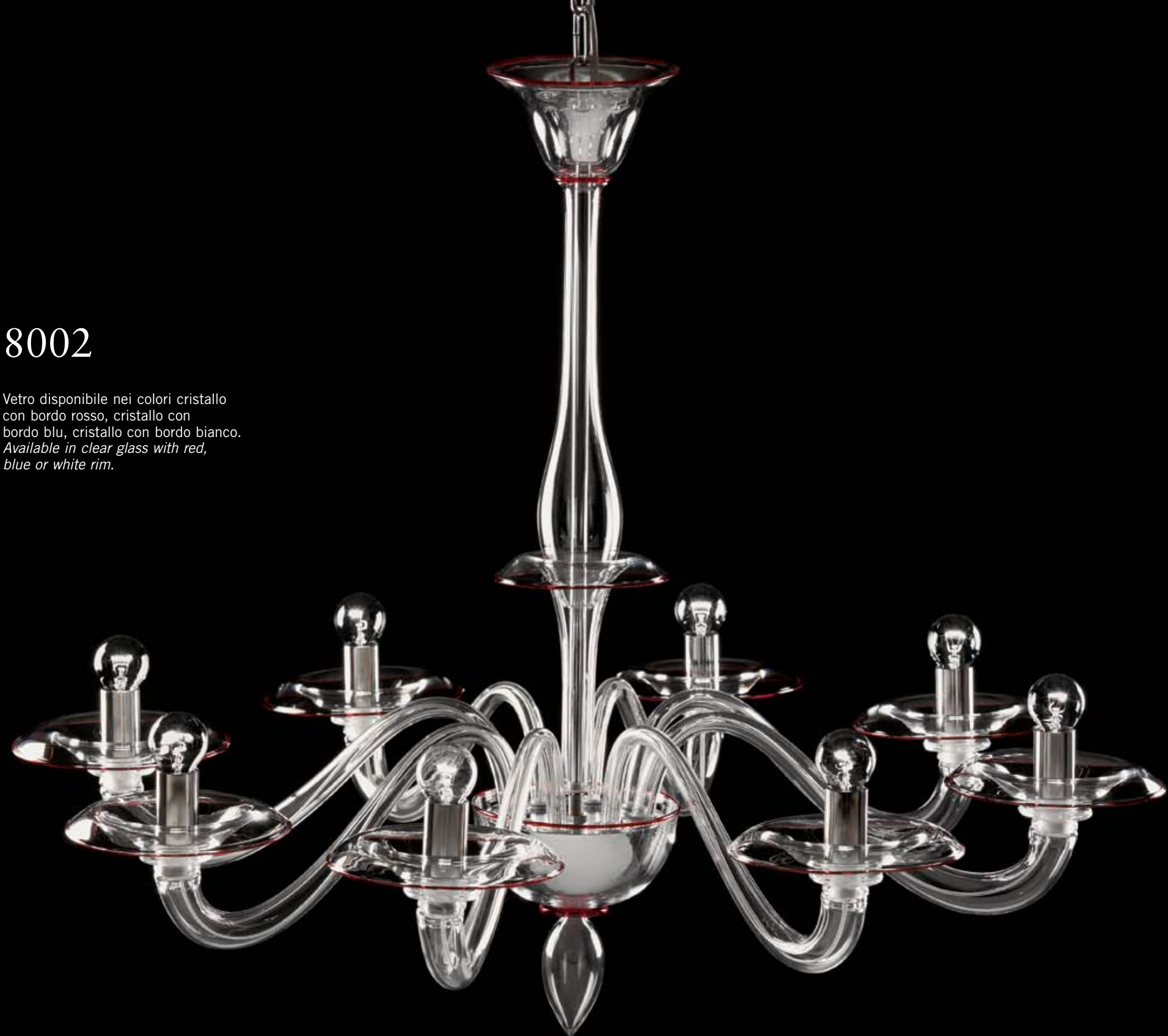


8000 A3+2+1
 h 55-21 5/8"
 ø 50-19 5/8"
 3+2+1x40/60W
 E14
 sferetta chiara
 little sphere

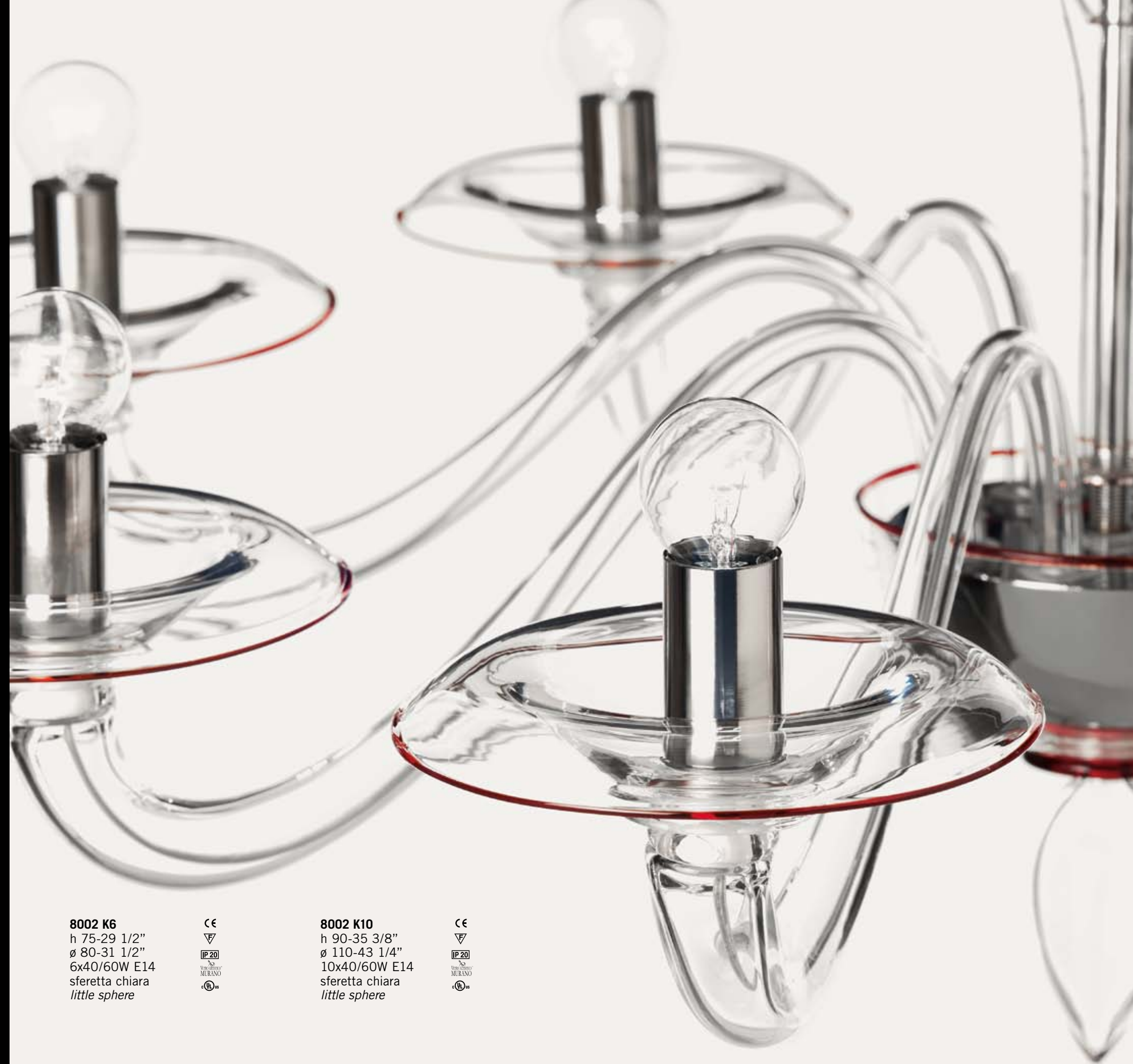


8002


Vetro disponibile nei colori cristallo con bordo rosso, cristallo con bordo blu, cristallo con bordo bianco.
Available in clear glass with red, blue or white rim.



8002 K8
h 80-31 1/2"
ø 95-37 3/8"
8x40/60W E14
sferetta chiara
little sphere



8002 K6
h 75-29 1/2"
ø 80-31 1/2"
6x40/60W E14
sferetta chiara
little sphere



8002 K10
h 90-35 3/8"
ø 110-43 1/4"
10x40/60W E14
sferetta chiara
little sphere







8002 K8
 h 80-31 1/2"
 ø 95-37 3/8"
 8x40/60W E14
 sferetta chiara
 little sphere



8002 A2
 h 24-9 1/2"
 ø 45-17 6/8"
 2x40/60W E14
 sferetta chiara
 little sphere



8002 A3
 h 24-9 1/2"
 ø 45-17 6/8"
 3x40/60W E14
 sferetta chiara
 little sphere



8008

Vetro disponibile nei colori cristallo decoro blu e cristallo decoro rosso.
Available in clear glass with blue or red details.



8008 K6
h 75-29 1/2"
ø 92-36 1/4"
6x40W E14
oliva chiara
olive



8008 K8
h 85-33 1/2"
ø 100-39 3/8"
8x40W E14
oliva chiara
olive



8008 K10
h 95-37 3/8"
ø 110-43 1/4"
10x40W E14
oliva chiara
olive



7094

Lampadari, applique e lume
in colore cristallo.
*Chandeliers, wall and bed-side
in clear glass.*



7094 K6
h 70-27 1/2"
ø 70-27 1/2"
6x40/60W E14
sferetta chiara
little sphere



7094 K8
h 75-29 1/2"
ø 85-33 1/2"
8x40/60W E14
sferetta chiara
little sphere



7094 K10
h 82-32 1/4"
ø 95-37 3/8"
10x40/60W E14
sferetta chiara
little sphere





7094 L
h 32-12 5/8"
ø 16-6 1/4"
1x40/60W E14
sferetta chiara
little sphere



7094 A3
h 23-9"
ø 45-17 6/8"
3x40/60W E14
sferetta chiara
little sphere



7094 A2
h 23-9"
ø 40-15 3/4"
2x40/60W E14
sferetta chiara
little sphere



7083

Lampadari ed appliques in fumè
decoro bluino.
*Chandeliers and wall lamps in "fumè"
colour with light blue decorations.*



7083 K6
h 70-27 1/2"
ø 72-28 3/8"
6x40/60W E14
sferetta chiara
little sphere



7083 A2
h 23-9"
ø 40-15 3/4"
2x40/60W E14
sferetta chiara
little sphere




7083 A3
h 23-9"
ø 45-17 6/8"
3x40/60W E14
sferetta chiara
little sphere



7083 K8
h 75-29 1/2"
ø 85-33 1/2"
8x40/60W E14
sferetta chiara
little sphere



7083 K10
h 85-33 1/2"
ø 95-37 3/8"
10x40/60W E14
sferetta chiara
little sphere



7087

Lampadari ed appliques
in cristallo e bluino decoro blu.
*Chandeliers and wall lamps in clear
glass and in light blue decorations.*



7087 K8
h 60-23 5/8"
ø 95-37 3/8"
8x40/60W E14
sferetta chiara
little sphere



7087 A2
h 33-13"
ø 50-19 5/8"
2x40/60W E14
sferetta chiara
little sphere



7087 A1
h 33-13"
ø 41-16 1/8"
1x40/60W E14
sferetta chiara
little sphere



7087 K6
h 50-19 5/8"
ø 85-33 1/2"
6x40/60W E14
sferetta chiara
little sphere



7087 K10
h 60-23 5/8"
ø 110-43 1/4"
10x40/60W E14
sferetta chiara
little sphere



7087 L
h 32-12 5/8"
ø 16-6 1/4"
1x40/60W E14
sferetta chiara
little sphere



7081

Lampadari ed appliques
in lattimo oro e cristallo oro.
*Chandeliers and wall lamps
in milkwhite with gold leaf
with clear glass/gold details.*







7081 K6
h 75-29 1/2"
ø 80-31 1/2"
6x40/60W E14
sferetta chiara
little sphere




7081 A2
h 24-9 1/2"
ø 41-16 1/8"
2x40/60W E14
sferetta chiara
little sphere




7081 A3
h 24-9 1/2"
ø 47-18 1/2"
3x40/60W E14
sferetta chiara
little sphere



7081 K8
h 83-32 5/8"
ø 95-37 3/8"
8x40/60W E14
sferetta chiara
little sphere



7081 K10
h 95-37 3/8"
ø 110-43 1/4"
10x40/60W E14
sferetta chiara
little sphere



8001

Lampadari ed appliques
in colore lattimo con oro.
*Chandeliers and wall lamps in
milkwhite glass with gold leaf.*



8001 K16
h 155-61"
ø 130-51 1/8"
16x40/60W E14
sferetta chiara
little sphere



8001 A3
h 40-15 3/4"
ø 40-15 3/4"
3x40/60W E14
sferetta chiara
little sphere



8001 A2
h 35-13 3/4"
ø 35-13 3/4"
2x40/60W E14
sferetta chiara
little sphere



8001 K6
h 80-31 1/2"
ø 80-31 1/2"
6x40/60W E14
sferetta chiara
little sphere



8001 K8
h 85-33 1/2"
ø 85-33 1/2"
8x40/60W E14
sferetta chiara
little sphere



8001 K10
h 95-37 3/8"
ø 100-39 3/8"
10x40/60W E14
sferetta chiara
little sphere



7077

Lampadari ed appliques in cristallo, cristallo bordo blu, verdino bordo verde, bluino bordo blu, fume bordo blu e cristallo foglia oro.
Chandeliers and wall lamps available in clear glass, clear glass with blue rim, light green with green rim, light blue with blue rim, "fumé" with blue rim, clear glass with gold leaf.



7077 K6
h 70-27 1/2"
ø 70-27 1/2"
6x40/60W E14
sferetta chiara
little sphere





7077 A2
h 40-15 3/4"
ø 40-15 3/4"
2x40/60W E14
sferetta chiara
little sphere



7077 A3
h 40-15 3/4"
ø 45-17 6/8"
3x40/60W E14
sferetta chiara
little sphere



7077 K8
h 80-31 1/2"
ø 80-31 1/2"
8x40/60W E14
sferetta chiara
little sphere



7077 K10
h 95-37 3/8"
ø 95-37 3/8"
10x40/60W E14
sferetta chiara
little sphere



7077 K12
h 110-43 1/4"
ø 110-43 1/4"
12x40/60W E14
sferetta chiara
little sphere



7086

Lampadari ed appliques
in fumé decoro rosso.
Chandeliers and wall lamps
in "fumé" colour with red decorations.



7086 K6
h 70-27 1/2"
ø 60-23 5/8"
6x40/60W E14
sferetta chiara
little sphere



7086 A2
h 24-9 1/2"
ø 45-17 6/8"
2x40/60W E14
sferetta chiara
little sphere



7086 A3
h 24-9 1/2"
ø 50-19 5/8"
3x40/60W E14
sferetta chiara
little sphere



7086 K8
h 75-29 1/2"
ø 100-39 3/8"
8x40/60W E14
sferetta chiara
little sphere



7086 K10
h 80-31 1/2"
ø 110-43 1/4"
10x40/60W E14
sferetta chiara
little sphere



7079

Lampadari ed appliques in cristallo, cristallo bordo blu, verdino bordo verde, bluino bordo blu, fume bordo blu e cristallo foglia oro.
 Chandeliers, wall and bed-side lamps in clear glass, clear glass with blue rim, light green with green rim, light blue with blue rim, "fumé" with blue rim, clear glass with gold leaf.



7079 K6
 h 76-30"
 ø 78-30 3/4"
 6x40/60W E14
 sferetta chiara
 little sphere



7079 A2
 h 24-9 1/2"
 ø 40-15 3/4"
 2x40/60W E14
 sferetta chiara
 little sphere



7079 A3
 h 24-9 1/2"
 ø 45-17 6/8"
 3x40/60W E14
 sferetta chiara
 little sphere



7079 L
 h 33-13"
 ø 15-6"
 1x40/60W E14
 sferetta chiara
 little sphere



7079 K8
 h 86-33 7/8"
 ø 88-34 5/8"
 8x40/60W E14
 sferetta chiara
 little sphere



7079 K10
 h 100-39 3/8"
 ø 98-38 5/8"
 10x40/60W E14
 sferetta chiara
 little sphere



7079 K12
 h 110-43 1/4"
 ø 105-41 3/8"
 12x40/60W E14
 sferetta chiara
 little sphere



7084

Lampadari ed appliques in fumé
decore fumé oro, bluino decoro bluino oro.
*Chandeliers and wall lamps in "fumé"
with "fumé"/gold decorations, light blue
with light blue/gold decorations.*



7084 K10
h 105-41 3/8"
ø 110-43 1/4"
10x40/60W E14
oliva chiara
olive





7084 A2
 h 36-14 1/8"
 ø 45-17 6/8"
 2x40/60W E14
 oliva chiara
 olive



7084 A3
 h 36-14 1/8"
 ø 50-19 5/8"
 3x40/60W E14
 oliva chiara
 olive



7084 K6
 h 80-31 1/2"
 ø 80-31 1/2"
 6x40/60W E14
 oliva chiara
 olive



7084 K8
 h 93-36 5/8"
 ø 95-37 3/8"
 8x40/60W E14
 oliva chiara
 olive



7085

Lampadari ed appliques in cristallo,
cristallo decoro blu e fumé decoro blu.
I lampadari non sono forniti di
prolungamento catena con rosone.
*Chandeliers and wall lamps in clear glass,
clear glass with blue decorations and
"fumé" colour with with blue decorations.
For these chandeliers chain and
canopy are not supplied.*



7085 K8
h 60-23 5/8"
ø 92-36 1/4"
8x40/60W E14
sferetta chiara
little sphere





7085 A1
h 33-13"
ø 20-7 7/8"
1x40/60W E14
sferetta chiara
little sphere



7085 A2
h 33-13"
ø 41-16 1/8"
2x40/60W E14
sferetta chiara
little sphere




7085 A3
h 33-13"
ø 50-19 5/8"
3x40/60W E14
sferetta chiara
little sphere



7085 K10
h 70-27 1/2"
ø 105-41 3/8"
10x40/60W E14
sferetta chiara
little sphere



7085 K6
h 55-21 5/8"
ø 80-31 1/2"
6x40/60W E14
sferetta chiara
little sphere



7082

Lampadari ed appliques in cristallo
decoro ambra. I lampadari non sono
forniti di prolungamento catena con rosone.
*Chandeliers and wall lamps in clear
glass with amber decorations.
For these chandeliers chain and
canopy are not supplied.*



7082 K10
h 69-27 1/8"
ø 100-39 3/8"
10x40/60W E14
sferetta chiara
little sphere





7082 K6
 h 50-19 5/8"
 ø 70-27 1/2"
 6x40/60W E14
 sferetta chiara
 little sphere



7082 K8
 h 60-23 5/8"
 ø 80-31 1/2"
 8x40/60W E14
 sferetta chiara
 little sphere



7082 A2
 h 27-10 5/8"
 ø 37-14 1/2"
 2x40/60W E14
 sferetta chiara
 little sphere



7082 A3
 h 27-10 5/8"
 ø 49-19 1/4"
 3x40/60W E14
 sferetta chiara
 little sphere



7080

Lampadari ed appliques cristallo, cristallo bordo blu, verdino bordo verde, bluino bordo blu, fumé bordo blu e cristallo foglia oro.
Chandeliers and wall lamps available in clear glass, clear glass with blue rim, light green with green rim, light blue with blue rim, "fumé" with blue rim, clear glass with gold leaf.



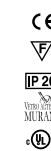
7080 K6
 h 70-27 1/2"
 ø 75-29 1/2"
 6x40/60W E14
 sferetta chiara
 little sphere




7080 K8
 h 80-31 1/2"
 ø 85-33 1/2"
 8x40/60W E14
 sferetta chiara
 little sphere



7080 K10
 h 100-39 3/8"
 ø 100-39 3/8"
 10x40/60W E14
 sferetta chiara
 little sphere



7080 A2
 h 24-9 1/2"
 ø 42-16 1/2"
 2x40/60W E14
 sferetta chiara
 little sphere



7080 A3
 h 24-9 1/2"
 ø 48-18 7/8"
 3x40/60W E14
 sferetta chiara
 little sphere



8003

Vetro in colore cristallo.
I lampadari non sono forniti di
prolungamento catena con rosone.
*Available in clear glass.
For these chandeliers chain
and canopy are not supplied.*

8003 K6
h 75-29 1/2"
ø 50-19 5/8"
6x40W E14
sferetta chiara
little sphere



8006

Vetro disponibile nei colori
cristallo e cristallo foglia oro.
Available in clear glass
or clear glass with gold leaf.



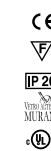
8006 K6
h 70-27 1/2"
ø 60-23 5/8"
6x40/60W E14
sferetta chiara
little sphere



8006 A2
h 29-11 3/8"
ø 32-12 5/8"
2x40/60W E14
sferetta chiara
little sphere



8006 A3
h 29-11 3/8"
ø 37-14 1/2"
3x40/60W E14
sferetta chiara
little sphere



8006 K8
h 75-29 1/2"
ø 65-25 5/8"
8x40/60W E14
sferetta chiara
little sphere



7096

Lampadari ed appliques in cristallo decoro oro, verdino decoro oro, fumé decoro oro.
Chandeliers and wall lamps in clear glass with gold decorations, light green with gold decorations, "fumé" with gold decorations.



7096 K6
h 70-27 1/2"
ø 70-27 1/2"
6x40/60W E14
oliva chiara
olive



7096 A2
h 30-11 3/4"
ø 45-17 6/8"
2x40/60W E14
oliva chiara
olive




7096 A3
h 30-11 3/4"
ø 50-19 5/8"
3x40/60W E14
oliva chiara
olive



7096 K8
h 78-30 3/4"
ø 85-33 1/2"
8x40/60W E14
oliva chiara
olive



7096 K10
h 93-36 5/8"
ø 100-39 3/8"
10x40/60W E14
oliva chiara
olive



7097

Lampadari ed appliques in cristallo decoro oro, verdino decoro oro, fumé decoro oro.
Chandeliers and wall lamps in clear glass with gold decorations, light green with gold decorations, "fumé" with gold decorations.

7097 A2
h 34-13 3/8"
ø 41-16 1/8"
2x40/60W E14
sferetta chiara
little sphere



7097 A3
h 34-13 3/8"
ø 50-19 5/8"
3x40/60W E14
sferetta chiara
little sphere



7097 K8
h 78-30 3/4"
ø 80-31 1/2"
8x40/60W E14
sferetta chiara
little sphere



7097 K10
h 93-36 5/8"
ø 100-39 3/8"
10x40/60W E14
sferetta chiara
little sphere



7097 K6
h 70-27 1/2"
ø 70-27 1/2"
6x40/60W E14
sferetta chiara
little sphere



8097

*Vetro in cristallo decoro oro.
Available in clear glass
with gold decorations.*






8097 K6+6
h 60-23 5/8"
ø 100-39 3/8"
6+6x40W E14
sferetta chiara
little sphere



8097 K8+8
h 70-27 1/2"
ø 110-43 1/4"
8+8x40W E14
sferetta chiara
little sphere



8097 K12+8
h 105-41 3/8"
ø 140-55 1/8"
12+8x40W E14
sferetta chiara
little sphere



7076

Lampadari ed appliques in colore cristallo.
Chandeliers and wall lamps in clear glass.



7076 K10
h 95-37 3/8"
ø 90-35 3/8"
10x40/60W E14
oliva chiara
olive





7076 A2
h 40-15 3/4"
ø 40-15 3/4"
2x40/60W E14
oliva chiara
olive



7076 A3
h 45-17 6/8"
ø 45-17 6/8"
3x40/60W E14
oliva chiara
olive



7076 K6
h 70-27 1/2"
ø 65-25 5/8"
6x40/60W E14
oliva chiara
olive



7076 K8
h 80-31 1/2"
ø 75-29 1/2"
8x40/60W E14
oliva chiara
olive



7076 K12
h 110-43 1/4"
ø 105-41 3/8"
12x40/60W E14
oliva chiara
olive



7074

Lampadari, appliques e lumi in cristallo foglia oro decoro rubino o cristallo foglia oro decoro acquamare.
Chandeliers, wall and bed-side lamps in clear glass with gold leaf and ruby or aquamarine decorations.



7074 K8
h 100-39 3/8"
ø 80-31 1/2"
8x40/60W E14
oliva chiara
olive



7074 A2
h 45-17 6/8"
ø 40-15 3/4"
2x40/60W E14
oliva chiara
olive



7074 A3
h 45-17 6/8"
ø 45-17 6/8"
3x40/60W E14
oliva chiara
olive



7074 L
h 26-10 1/4"
ø 15-6"
1x40/60W E14
oliva chiara
olive



7074 K6
h 80-31 1/2"
ø 70-27 1/2"
6x40/60W E14
oliva chiara
olive



7074 K10
h 110-43 1/4"
ø 100-39 3/8"
10x40/60W E14
oliva chiara
olive



7074 K12
h 140-55 1/8"
ø 120-47 1/4"
12x40/60W E14
oliva chiara
olive



7056

Lampadari, appliques e lumi
in cristallo decoro rubino oro
o cristallo decoro verde oro.
*Chandeliers, wall and bed-side
lamps in clear glass with ruby/gold
or green/gold decorations.*







7056 K8
h 90-35 3/8"
ø 90-35 3/8"
8x40W E14
sferetta chiara
little sphere




7056 K6
h 85-33 1/2"
ø 85-33 1/2"
6x40W E14
sferetta chiara
little sphere



7056 K10
h 105-41 3/8"
ø 105-41 3/8"
10x40W E14
sferetta chiara
little sphere



7056 K12
h 140-55 1/8"
ø 120-47 1/4"
12x40W E14
sferetta chiara
little sphere





7056 A2
 h 45-17 6/8"
 ø 40-15 3/4"
 2x40W E14
 sferetta chiara
little sphere



7056 A3
 h 45-17 6/8"
 ø 45-17 6/8"
 3x40W E14
 sferetta chiara
little sphere



7056 L
 h 25-9 7/8"
 ø 15-6"
 1x40W E14
 sferetta chiara
little sphere



7056 R6
 h 195-76 3/4"
 ø 70-27 1/2"
 6x40W E14
 sferetta chiara
little sphere



7055

Lampadari, appliques e lumi
in cristallo decoro rubino oro
o cristallo decoro verde oro.
*Chandeliers, wall and bed-side
lamps in clear glass with ruby/gold
or green/gold decorations.*



7055 K8
h 90-35 3/8"
ø 85-33 1/2"
8x40/60W E14
oliva chiara
olive



7055 A2
h 50-19 5/8"
ø 40-15 3/4"
2x40/60W E14
oliva chiara
olive



7055 A3
h 50-19 5/8"
ø 45-17 6/8"
3x40/60W E14
oliva chiara
olive



7055 K6
h 85-33 1/2"
ø 70-27 1/2"
6x40/60W E14
oliva chiara
olive



7055 K10
h 105-41 3/8"
ø 100-39 3/8"
10x40/60W E14
oliva chiara
olive



7055 L
h 27-10 5/8"
ø 15-6"
1x40/60W E14
oliva chiara
olive



7088

Lampadari ed appliques in
lattimo e cristallo, nero e cristallo.
*Chandeliers and wall lamps in milkwhite
and clear glass, black and clear glass.*



7088 K6
h 75-29 1/2"
ø 75-29 1/2"
6x40/60W E14
oliva chiara
olive



7088 K10
h 90-35 3/8"
ø 95-37 3/8"
10x40/60W E14
oliva chiara
olive





7088 K8
h 80-31 1/2"
ø 80-31 1/2"
8x40/60W E14
oliva chiara
olive






7088 A3
h 43-17"
ø 47-18 1/2"
3x40/60W E14
oliva chiara
olive



7088 A2
h 43-17"
ø 45-17 6/8"
2x40/60W E14
oliva chiara
olive




6009

Lampadari ed appliques in lattimo e cristallo, rosso e cristallo, giallo melone e cristallo, nero e cristallo.
Chandeliers and wall lamps in milkwhite and clear glass, red and clear glass, melon yellow and clear glass, black and clear glass.



6009 K6
h 90-35 3/8"
ø 90-35 3/8"
6x40/60W E14
oliva chiara
olive





6009 K12
h 135-53 1/8"
ø 130-51 1/8"
12x40/60W E14
oliva chiara
olive



6009 K8
h 100-39 3/8"
ø 100-39 3/8"
8x40/60W E14
oliva chiara
olive



6009 A2
h 56-22"
ø 40-15 3/4"
2x40/60W E14
oliva chiara
olive



6009 A3
h 56-22"
ø 45-17 6/8"
3x40/60W E14
oliva chiara
olive



6009 K10
h 105-41 3/8"
ø 110-43 1/4"
10x40/60W E14
oliva chiara
olive



6099


Lampadari ed appliques in rosso decori cristallo, nero decori cristallo, lattimo decori cristallo.
Chandeliers and wall lamps in red with clear decorations, black with clear decorations, milkwhite with clear decorations.




6099 K8
h 105-41 3/8"
ø 90-35 3/8"
8x40/60W E14
oliva chiara
olive



6099 A3
h 68-26 3/4"
ø 42-16 1/2"
3x40/60W E14
oliva chiara
olive



6099 K10
h 120-47 1/4"
ø 110-43 1/4"
10x40/60W E14
oliva chiara
olive



6099 K12
h 155-61"
ø 110-43 1/4"
12x40/60W E14
oliva chiara
olive





6099 K8
h 105-41 3/8"
ø 90-35 3/8"
8x40/60W E14
oliva chiara
olive







Vivaldi / design Francesco Dei Rossi

Vetro disponibile nei colori: viola e cristallo, rosso e cristallo, nero e cristallo, lattimo e cristallo. La caratteristica di questa serie consiste nel castello centrale dell'apparecchio formato da pastorali in colore cristallo illuminati da lampadine alogene o led. Si crea così un nucleo di luce oltre all'illuminazione dei bracci.

Available in violet and clear glass, red and clear glass, black and clear glass, milkwhite and clear glass. The distinctive feature of this model is the central "fountain" of clear glass "pastorali (crossiers) lit either by halogen lights or led which provide an additional light source to the bulbs on the arms of the chandelier.





VIVALDI K12
h 160-63"
ø 140-55 1/8"
12x60W E14 +
oliva chiara
olive
12x40W G9
alogeno bispina
halogen bi-pin



VIVALDI K12 LED
h 160-63"
ø 140-55 1/8"
12x60W E14 +
oliva chiara
olive
12x1,2W LED CREE spot
bianco naturale
natural white





VIVALDI K6
h 110-43 1/4"
ø 90-35 3/8"
6x60W E14 +
oliva chiara
olive
3x40W G9
alogeno bispina
halogen bi-pin



VIVALDI K9
h 125-49 1/4"
ø 110-43 1/4"
9x60W E14 +
oliva chiara
olive
6x40W G9
alogeno bispina
halogen bi-pin



VIVALDI A3
h 62-24 3/8"
ø 50-19 5/8"
s 36-14 1/8"
3x60W E14 +
oliva chiara
olive
1x40W G9
alogeno bispina
halogen bi-pin



VIVALDI K6 LED
h 110-43 1/4"
ø 90-35 3/8"
6x60W E14 +
oliva chiara
olive
3x1,2W LED CREE spot
bianco naturale
natural white



VIVALDI K9 LED
h 125-49 1/4"
ø 110-43 1/4"
9x60W E14 +
oliva chiara
olive
6x1,2W LED CREE spot
bianco naturale
natural white



VIVALDI A3 LED
h 62-24 3/8"
ø 50-19 5/8"
s 36-14 1/8"
3x60W E14 +
oliva chiara
olive
1x1,2W LED CREE spot
bianco naturale
natural white



7061

Lampadario in cristallo foglia oro o lattimo
foglia oro o tutto cristallo.
*Chandelier in clear glass with gold leaf,
in milkwhite with gold leaf or completely
in clear glass.*







7061 K8+4
h 165-65"
ø 140-55 1/8"
8+4x40/60W E14
oliva chiara
olive



8099


Lampadari ed appliques
in colore cristallo.
*Chandeliers and wall lamps
in clear glass.*

8099 K16+8
h 190-74 7/8"
ø 160-63"
16+8x40/60W E14
oliva chiara
olive






8099 K12
 h 130-51 1/8"
 ø 115-45 1/4"
 12x40/60W E14
 oliva chiara
 olive




8099 K10+5
 h 150-59"
 ø 120-47 1/4"
 10+5x40/60W E14
 oliva chiara
 olive



8099 K10
 h 100-39 3/8"
 ø 100-39 3/8"
 10x40/60W E14
 oliva chiara
 olive




8099 K6
 h 80-31 1/2"
 ø 80-31 1/2"
 6x40/60W E14
 oliva chiara
 olive



8099 A2
 h 40-15 3/4"
 ø 40-15 3/4"
 2x40/60W E14
 oliva chiara
 olive



8099 A3
 h 45-17 6/8"
 ø 45-17 6/8"
 3x40/60W E14
 oliva chiara
 olive



8099 A2+3
 h 45-17 6/8"
 ø 45-17 6/8"
 2+3x40/60W E14
 oliva chiara
 olive







8099 K8
h 90-35 3/8"
ø 90-35 3/8"
8x40/60W E14
oliva chiara
olive




7063

Lampadari ed appliques
in colore cristallo.
*Chandeliers and wall lamps
in clear glass.*

7063 A2
h 50-19 5/8"
ø 45-17 6/8"
2x40/60W E14
oliva chiara
olive




7063 A3
h 55-21 5/8"
ø 50-19 5/8"
3x40/60W E14
oliva chiara
olive



7063 K6+3
h 140-55 1/8"
ø 110-43 1/4"
6+3x40/60W E14
oliva chiara
olive




7063 K12
h 140-55 1/8"
ø 120-47 1/4"
12x40/60W E14
oliva chiara
olive



7063 K9+6
h 150-59"
ø 120-47 1/4"
9+6x40/60W E14
oliva chiara
olive



7063 K6
h 130-51 1/8"
ø 90-35 3/8"
6x40/60W E14
oliva chiara
olive



7099

Lampadari ed appliques
in colore cristallo.
*Chandeliers and wall lamps
in clear glass.*



7099 A3
h 68-26 3/4"
ø 42-16 1/2"
3x40/60W E14
oliva chiara
olive



7099 K12
h 145-57 7/8"
ø 130-51 1/8"
12x40/60W E14
oliva chiara
olive




8004

Vetro disponibile in cristallo foglia oro
con decori rubino oro e acquamare oro.
*Available in clear glass with gold leaf and
ruby/gold and aquamarine/gold decorations.*



8004 K12
h 160-63"
ø 130-51 1/8"
12x40/60W E14
oliva chiara
olive





8004 A2
h 40-15 3/4"
ø 42-16 1/2"
2x40/60W E14
oliva chiara
olive



8004 A3
h 45-17 6/8"
ø 48-18 7/8"
3x40/60W E14
oliva chiara
olive



8004 K8
h 90-35 3/8"
ø 93-36 5/8"
8x40/60W E14
oliva chiara
olive



8004 K10
h 95-37 3/8"
ø 100-39 3/8"
10x40/60W E14
oliva chiara
olive





8004 K6
h 85-33 1/2"
ø 83-32 5/8"
6x40/60W E14
oliva chiara
olive



7067

Lampadari ed appliques in cristallo con decori acquamare e fiori in pasta colorati.
Chandeliers and wall lamps in clear glass with aquamarine decorations and coloured flowers.

7067 A2
h 50-19 5/8"
ø 42-16 1/2"
2x40/60W E14
oliva chiara
olive



7067 A3
h 50-19 5/8"
ø 48-18 7/8"
3x40/60W E14
oliva chiara
olive




7067 K8
h 110-43 1/4"
ø 90-35 3/8"
8x40/60W E14
oliva chiara
olive



7067 K10
h 130-51 1/8"
ø 100-39 3/8"
10x40/60W E14
oliva chiara
olive



7067 K6
h 100-39 3/8"
ø 80-31 1/2"
6x40/60W E14
oliva chiara
olive



7060

Lampadari ed appliques
in cristallo con decori rosso,
verde e fiori in pasta colorati.
*Chandeliers and wall lamps
in clear glass with red and green
decorations and coloured flowers.*



7060 A2
h 50-19 5/8"
ø 40-15 3/4"
2x40/60W E14
oliva chiara
olive

CE



IP 20

MURANO



7060 A3
h 55-21 5/8"
ø 45-17 6/8"
3x40/60W E14
oliva chiara
olive

CE



IP 20

MURANO



7060 K6
h 110-43 1/4"
ø 80-31 1/2"
6x40/60W E14
oliva chiara
olive

CE



IP 20

MURANO



7060 K9
h 135-53 1/8"
ø 100-39 3/8"
9x40/60W E14
oliva chiara
olive

CE



IP 20

MURANO



7060 K9+3
h 140-55 1/8"
ø 110-43 1/4"
9+3x40/60W E14
oliva chiara
olive

CE



IP 20

MURANO





7065

Lampadari, appliques in cristallo con decori rossi e fiori in pasta colorati.
Chandeliers and wall lamps in clear glass with red decorations and coloured flowers.



7065 K6+5
h 120-47 1/4"
ø 80-31 1/2"
6+5x40/60W E14
oliva chiara
olive



7065 A2
h 50-19 5/8"
ø 42-16 1/2"
2x40/60W E14
oliva chiara
olive



7065 A3
h 50-19 5/8"
ø 48-18 7/8"
3x40/60W E14
oliva chiara
olive



7065 K6
h 85-33 1/2"
ø 70-27 1/2"
6x40/60W E14
oliva chiara
olive



7065 K8
h 90-35 3/8"
ø 75-29 1/2"
8x40/60W E14
oliva chiara
olive



7065 K6+8
h 130-51 1/8"
ø 90-35 3/8"
6+8x40/60W E14
oliva chiara
olive



8089

Lampadari ed appliques in colore ametista chiaro, verdino oro, rubino oro, cristallo oro.
Chandeliers and wall lamps in light amethyst colour, with gold/light green, gold/ruby and gold/clear decorations.



8089 K9
h 170-67"
ø 130-51 1/8"
9x40W E14
sferetta chiara
little sphere



8089 K12
h 200-78 3/4"
ø 150-59"
12x40W E14
sferetta chiara
little sphere







8089 A3
h 70-27 1/2"
ø 50-19 5/8"
s 40-15 3/4"
3x40W E14
sferetta chiara
little sphere



8007

Lampadari ed appliques in cristallo foglia oro con decori rubino oro e verdino oro.
Chandeliers and wall lamps in clear glass with gold leaf, decorations in gold/ruby and light green/gold.

8007 A2
h 50-19 5/8"
ø 40-15 3/4"
2x40W E14
sferetta chiara
little sphere



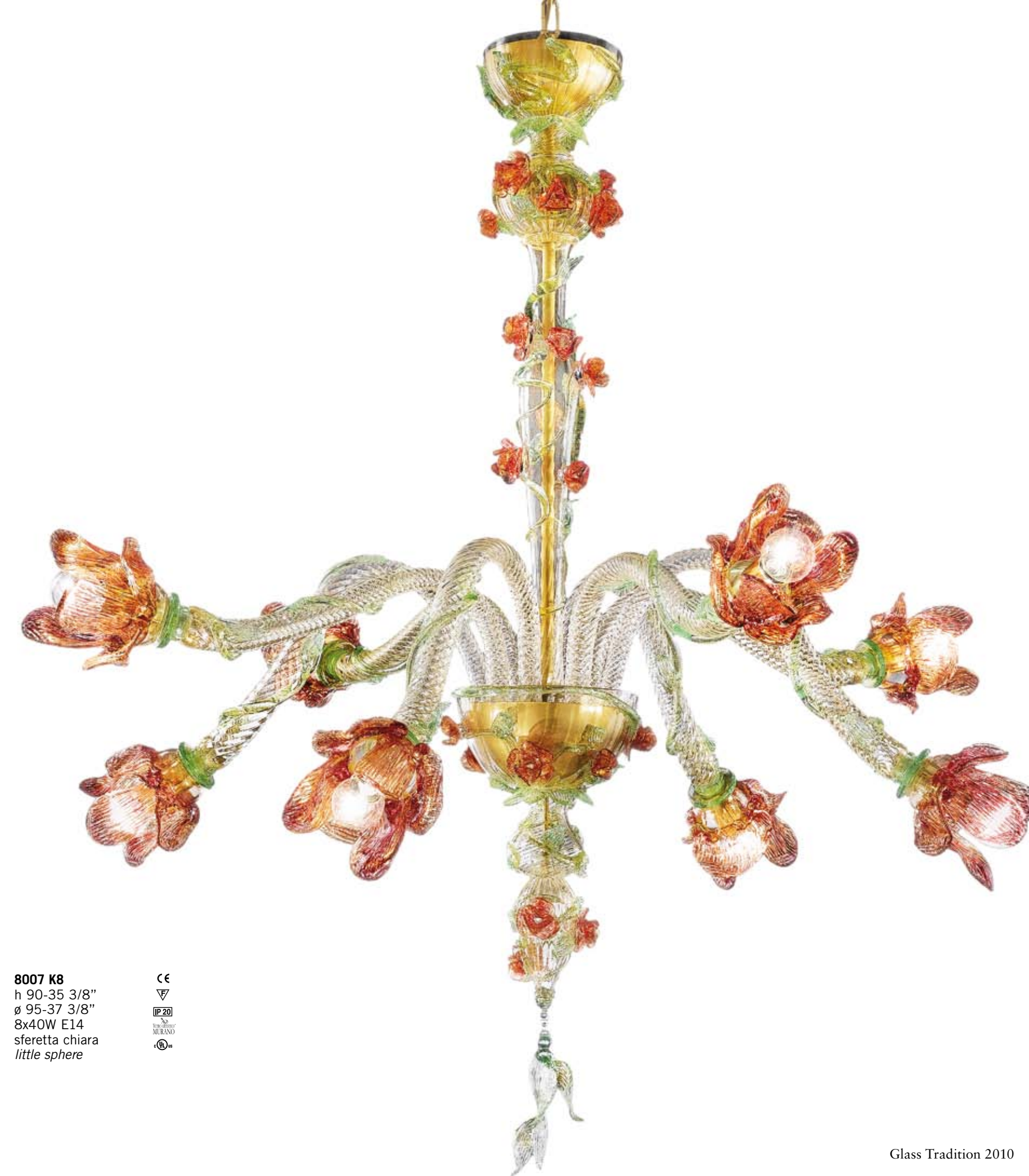
8007 A3
h 50-19 5/8"
ø 45-17 6/8"
3x40W E14
sferetta chiara
little sphere




8007 K6
h 80-31 1/2"
ø 85-33 1/2"
6x40W E14
sferetta chiara
little sphere



8007 K12
h 95-37 3/8"
ø 100-39 3/8"
12x40W E14
sferetta chiara
little sphere



8007 K8
h 90-35 3/8"
ø 95-37 3/8"
8x40W E14
sferetta chiara
little sphere



7092

Lampadari ed appliques
in cristallo decoro oro.
*Chandeliers and wall lamps
in clear glass with gold decorations.*




7092 K10
h 96-37 3/4"
ø 100-39 3/8"
10x40/60W E14
oliva chiara
olive





7092 A3
 h 50-19 5/8"
 ø 50-19 5/8"
 3x40/60W E14
 oliva chiara
 olive



7092 A2
 h 45-17 6/8"
 ø 45-17 6/8"
 2x40/60W E14
 oliva chiara
 olive



7092 K6
 h 75-29 1/2"
 ø 70-27 1/2"
 6x40/60W E14
 oliva chiara
 olive



7092 K8
 h 83-32 5/8"
 ø 87-34 1/4"
 8x40/60W E14
 oliva chiara
 olive



7092 R6
 h 195-76 3/4"
 ø 70-27 1/2"
 6x40/60W E14
 oliva chiara
 olive




7093

Lampadari ed appliques
in cristallo decoro oro.
*Chandeliers and wall lamps
in clear glass with gold decorations.*



7093 K6
h 70-27 1/2"
ø 70-27 1/2"
6x40/60W E14
oliva chiara
olive



7093 A2
h 45-17 6/8"
ø 45-17 6/8"
2x40/60W E14
oliva chiara
olive



7093 A3
h 50-19 5/8"
ø 50-19 5/8"
3x40/60W E14
oliva chiara
olive



7093 K8
h 83-32 5/8"
ø 87-34 1/4"
8x40/60W E14
oliva chiara
olive



7093 K10
h 96-37 3/4"
ø 100-39 3/8"
10x40/60W E14
oliva chiara
olive



I Quattro Elementi / The Four Elements

design Roberto Assenza, Francesco Dei Rossi

Da quando Empedocle di Agrigento fissò nei quattro elementi, Terra, Acqua, Aria e Fuoco, il campo di indagine sufficiente per comprendere i meccanismi che regolano la materia, l'umanità non ha smesso di interrogarsi intorno a questi temi. La speculazione filosofica, unita alla scienza dei numeri della scuola Pitagorica, razionalizzando lo studio della fisica e della matematica, posero le basi della moderna Scienza Europea. Platone concepì anche un mondo superiore, perfetto, aggiungendo un quinto elemento, l'Etere, a cui il mondo sub-lunare, imperfetto, tenderebbe, aprendo così un campo di indagine che andava oltre la semplice osservazione materiale delle cose. Egli associò a ciascun elemento anche un solido geometrico a rappresentarne le caratteristiche.

Chiunque vada in una fornace a Murano, credo possa rivivere la magia della trasmutazione della materia. E se non è la pietra filosofale che cercavano gli alchimisti, la tradizione del colore a Murano contiene ancora questo aspetto quasi magico, stupefacente, nell'ottenere, mescolando nelle dovute proporzioni, alla sabbia altri elementi che trasformano la stessa in vetro la cui gamma cromatica è pressochè infinita. Il lampadario "I Quattro Elementi", Ideato e realizzato da Roberto Assenza e Francesco Dei Rossi, è stata un'occasione per confrontarsi sul tema del lampadario veneziano che vuole darsi anche come mezzo espressivo di un'arte sofisticata ma a volte fin troppo usurata. Lo sforzo è stato quello di rendere riconoscibili i concetti senza cadere in un eccessivo descrittivismo; di raggiungere l'obbiettivo dell'idea essenziale delle caratteristiche di ogni singolo elemento attingendo a piene mani dalla tradizione muranese. La scansione verticale dell'esposizione segue uno dei concetti che regolano il disporsi degli elementi. Partendo dall'elemento Terra, il più statico di tutti, sede dei regni minerale, vegetale ed animale, materna e nutriente, alla cui base stanno i cinque solidi Platonici. A seguire l'elemento Acqua, nel suo continuo scorrere ed evaporare per poi ricadere ancora sulla terra, fecondandola. L'Aria, la linea di demarcazione tra la terra e il cielo, il soffio vitale che genera le trasformazioni. Il Fuoco, il primo elemento superiore, il più leggero e mobile, l'unico in grado di trasmutare i metalli. Il fuoco rubato da Prometeo agli Dei e da cui iniziò la storia dell'umanità. All'apice la stella Pitagorica, racchiudente nei suoi rapporti geometrici il magico Numero Aureo, il numero della proporzione e dell'armonia universale; qui inteso come semplificazione del Platonico dodecaedro stellato, raffigurante il quinto elemento, la quintessenza, l'Etere.

Since Empedocles, citizen of Agrigentum, developed his belief that all matter was composed of four elements Earth, Water, Air and Fire mankind has never stopped questioning these themes. The philosophical speculation combined with Pythagoras' theorem rationalised the study of physics and mathematics creating the base of modern European Science. Plato endowed the idea of the real existence of a perfect world superior to the world we see, imperfect, adding a fifth element, Aether, which went beyond the simple study of the material matter of things. He associated a solid geometric form to each of the elements representing their characteristics.

Whoever visits the furnaces on the island of Murano relives the magic of seeing matter transmute. And if it is not the philosophical stone sought by the Alchemists, the tradition of colour on Murano still today contains this almost magical appearance, astounding, by blending in the right measures other elements to sand transforming it into glass with an almost infinite range of colours. Created by Roberto Assenza and developed together with Francesco De Rossi, the luminaire "The Four Elements" revisits the theme of the Venetian chandelier translated into an a form of sophisticated artistic expression which at times can be overly exaggerated. The effort was focused on making the concepts recognisable without falling into the trap of being overly ornate, achieving an objective, the essential idea of each detail by drawing on the Murano glassmaking tradition. The vertical configuration follows one of the concepts which regulates how the details and features are arranged. Beginning with the Element Earth, the most static of all the elements, the kingdom of minerals, vegetation and animals, motherly and nutritious, and base of the five Platonic solids. Water follows, with its continuous flow evaporating to fall again on the earth making it fertile. Air, this element creates the dividing line between the earth and the sky, that vital breeze that transforms. Fire the first of the superior elements, the lightest and most free moving, the only with the power to transmute metal. Fire stolen from the Gods by Prometheus is the beginning of humankind. At the apex the Pythagorean star which encloses in its geometry the magic Golden Section, the number identifying universal proportion and harmony intended as a simplification of the starred Platonic dodecahedron representing the fifth element, the quintessence, Ether.

I Quattro Elementi / The Four Elements

design Roberto Assenza - Francesco Dei Rossi

Lampadario in vetro con foglia d'oro
nei colori: cristallo, ambra, verde,
acquamarine, viola chiaro e rosso.
*Glass chandelier with gold leaf available
in the following colours: clear glass, amber,
green, aquamarine, light violet and red.*

I QUATTRO ELEMENTI K40
h 250-98 3/8"
ø 165-65"
12x40W E14 +
oliva chiara - olive
22x40W E14 +
sferetta chiara
little sphere
6x40W G9
alogeno bispina
halogen bi-pin

CE



IP20



MURANO





Terra/Earth

design Roberto Assenza - Francesco Dei Rossi

Lampadario in vetro con foglia d'oro
nei colori: ambra e verde.
*Glass chandelier with gold leaf available
in the following colours: amber and green.*



TERRA K8
h 90-35 3/8"
ø 100-39 3/8"
8x40W E14
oliva chiara
olive



Acqua/Water

design Roberto Assenza - Francesco Dei Rossi

Lampadario in vetro con foglia d'oro
nei colori: cristallo, acquamarina, e verde.
*Glass chandelier with gold leaf available
in the following colours: clear glass,
aquamarine and green.*

ACQUA K8
h 90-35 3/8"
ø 100-39 3/8"
8x40W E14
sferetta chiara
little sphere





Aria/Air

design Roberto Assenza - Francesco Dei Rossi

Lampadario in vetro con foglia d'oro
nei colori: cristallo e viola chiaro.
*Glass chandelier with gold leaf available
in the following colours: clear glass
and light violet.*



ARIA K8
h 90-35 3/8"
ø 100-39 3/8"
8x40W E14
sferetta chiara
little sphere



Fuoco/Fire

design Roberto Assenza - Francesco Dei Rossi

Lampadario in vetro con foglia d'oro
nei colori: cristallo, rosso e ambra.
*Glass chandelier with gold leaf available
in the following colours: clear glass,
red and amber.*



FUOCO K8
h 90-35 3/8"
ø 100-39 3/8"
8x40W E14
sferetta chiara
little sphere



Bugia / design Roberto Assenza

Vetro in cristallo e gocce disponibili in colore rosso, nero, blu e cristallo. Paralume in seta colore rosso, nero, blu e bianco. I lampadari non sono forniti di prolungamento catena con rosone. *Glass in transparent colour, drops available in red, black, blue and white. Silk shades in red, black, blue and white colour. For these chandeliers chain and canopy are not supplied.*

BUGIA K16
h 120-47 1/4"
ø 100-39 3/8"
16x40W E14
sferetta chiara
little sphere





BUGIA KP8
h 90-35 3/8"
ø 72-28 3/8"
8x40W E14
sferetta chiara
light sphere



BUGIA K8
h 120-47 1/4"
ø 72-28 3/8"
8x40W E14
sferetta chiara
light sphere





BUGIA KP12
h 90-35 3/8"
ø 85-33 1/2"
12x40W E14
sferetta chiara
little sphere



BUGIA K12
h 120-47 1/4"
ø 85-33 1/2"
12x40W E14
sferetta chiara
little sphere



BUGIA KP12
h 90-35 3/8"
ø 85-33 1/2"
12x40W E14
sferetta chiara
little sphere



BUGIA K12
h 120-47 1/4"
ø 85-33 1/2"
12x40W E14
sferetta chiara
little sphere



BUGIA T5
h 65-25 5/8"
ø 44-17 3/8"
5x40W E14
sferetta chiara
little sphere



BUGIA T1
h 56-22"
ø 32-12 5/8"
1x40W E14
sferetta chiara
little sphere





BUGIA A3
h 57-22 1/2"
ø 60-23 5/8"
3x40W E14
sferetta chiara
little sphere

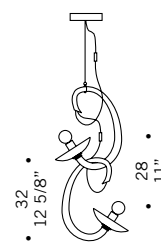


BUGIA R7
h 195-76 3/4"
ø 64-25 1/8"
7x40W E14
sferetta chiara
little sphere

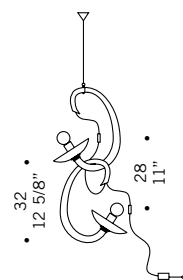
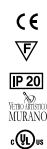


4000 / design Francesco Dei Rossi


Modulo composto da un singolo braccio nei colori: bianco lattimo e cristallo, nero e cristallo. Montatura in metallo cromato. Sistema modulare estensibile fino ad un massimo di sette elementi.
Modular system based on a single arm in milkwhite and clear glass, black and clear glass. Chromed metal fitting. Modular system that can be extended to a maximum combination of seven elements.



4000 S
h 32-12 5/8"
l 16-6 1/4"
1x60W E14
sferetta chiara
little sphere



4000 SV
h 32-12 5/8"
l 16-6 1/4"
1x60W E14
sferetta chiara
little sphere



4004 / design Francesco Dei Rossi

Lampadario in bianco lattimo e cristallo, nero e cristallo, bianco lattimo-nero e cristallo. È possibile scegliere il colore bianco lattimo o nero per ogni singolo elemento in vetro del lampadario. Montatura in metallo cromato.
Chandelier in milkwhite and clear glass, black and clear glass, milkwhite-black and clear glass. Possibility of choice regarding quantity of elements in milkwhite colour or black colour for the final composition of the chandelier. Chromed metal fitting.



4004 K5
min 60-23 5/8"
max 220-86 5/8"
h 40-15 3/4"
ø 90-35 3/8"
5x60W E14
sferetta chiara
little sphere



4400 / design Francesco Dei Rossi

Lampadario in bianco lattimo e cristallo, nero e cristallo, bianco lattimo-nero e cristallo. È possibile scegliere il colore bianco lattimo o nero per ogni singolo elemento in vetro del lampadario. Montatura in metallo cromato.
Chandelier in milkwhite and clear glass, black and clear glass, milkwhite-black and clear glass. Possibility of choice regarding quantity of elements in milkwhite colour or black colour for the final composition of the chandelier. Chromed metal fitting.



4400 K3
min 48-18 7/8"
max 208-81 7/8"
h 60-23 5/8"
ø 86-33 7/8"
3x60W E14
sferetta chiara
little sphere



4044 / design Francesco Dei Rossi

Lampadario in bianco lattimo e cristallo, nero e cristallo. È possibile scegliere il colore bianco lattimo o nero per ogni singolo elemento in vetro del lampadario. Montatura in metallo cromato.

Chandelier in milkwhite and clear glass, black and clear glass. Possibility of choice regarding quantity of elements in milkwhite colour or black colour for the final composition of the chandelier. Chromed metal fitting.



4044 K3
min 80-31 1/2"
max 240-94 1/2"
h 60-23 5/8"
ø 95-37 3/8"
3x60W E14
sferetta chiara
little sphere



4444 / design Francesco Dei Rossi

Lampadario in bianco lattimo e cristallo, nero e cristallo. È possibile scegliere il colore bianco lattimo o nero per ogni singolo elemento in vetro del lampadario. Montatura in metallo cromato.
Chandelier in milkwhite and clear glass, black and clear glass. Possibility of choice regarding quantity of elements in milkwhite colour or black colour for the final composition of the chandelier. Chromed metal fitting.



4444 K4
min 60-23 5/8"
max 220-86 5/8"
h 40-15 3/4"
ø 55-21 5/8"
4x60W E14
sferetta chiara
little sphere



4045 / design Nicola Grandesco


Lampadario in vetro nei colori bianco
lattimo con montatura in metallo
laccato bianco o nero con montatura
in metallo laccato nero.
*Chandelier in milkwhite glass and
white laquered metal part, or in black
glass and black laquered metal part.*



4045 K3
min 55-21 5/8"
max 220-86 5/8"
h 35-13 3/4"
ø 42-16 1/2"
3x40W G9 +
alogeno bispina
halogen bi-pin
1x60W G9
alogeno bispina
halogen bi-pin



4045 K5
min 55-21 5/8"
max 220-86 5/8"
h 35-13 3/4"
ø 42-16 1/2"
5x40W G9 +
alogeno bispina
halogen bi-pin
1x60W G9
alogeno bispina
halogen bi-pin



2599

Vetro nei colori cristallo con montatura cromata e ambra con montatura dorata.
Prodotto disponibile nelle versioni con o senza paralume in seta di colore bianco.
*Available in clear glass with chromed metal part or in amber glass with gold metal part.
Products available with or without silk white shade.*

2599 K8
h 55-21 5/8"
ø 70-27 1/2"
8x40/60W E14
oliva chiara
olive



2599 K8 SHADE
h 55-21 5/8"
ø 74-29 1/8"
8x40/60W E14
oliva chiara
olive



2599 K10
h 55-21 5/8"
ø 70-27 1/2"
10x40/60W E14
oliva chiara
olive



2599 K10 SHADE
h 55-21 5/8"
ø 74-29 1/8"
10x40/60W E14
oliva chiara
olive



2599 K12
h 57-22 1/2"
ø 75-29 1/2"
12x40/60W E14
oliva chiara
olive



2599 K12 SHADE
h 57-22 1/2"
ø 79-31 1/8"
12x40/60W E14
oliva chiara
olive







2599 K3
 h 55-21 5/8"
 ø 50-19 5/8"
 3x40/60W E14
 oliva chiara
olive



2599 K3 SHADE
 h 55-21 5/8"
 ø 54-21 1/4"
 3x40/60W E14
 oliva chiara
olive



2599 KP3
 h 47-18 1/2"
 ø 50-19 5/8"
 3x40/60W E14
 oliva chiara
olive



2599 KP3 SHADE
 h 47-18 1/2"
 ø 54-21 1/4"
 3x40/60W E14
 oliva chiara
olive



2599 K5
 h 55-21 5/8"
 ø 65-25 5/8"
 5x40/60W E14
 oliva chiara
olive



2599 K5 SHADE
 h 55-21 5/8"
 ø 69-27 1/8"
 5x40/60W E14
 oliva chiara
olive



2599 KP5
 h 47-18 1/2"
 ø 50-19 5/8"
 5x40/60W E14
 oliva chiara
olive



2599 KP5 SHADE
 h 47-18 1/2"
 ø 54-21 1/4"
 5x40/60W E14
 oliva chiara
olive



2599 K6
 h 55-21 5/8"
 ø 65-25 5/8"
 6x40/60W E14
 oliva chiara
olive



2599 K6 SHADE
 h 55-21 5/8"
 ø 69-27 1/8"
 6x40/60W E14
 oliva chiara
olive



2599 KP6
 h 47-18 1/2"
 ø 50-19 5/8"
 6x40/60W E14
 oliva chiara
olive



2599 KP6 SHADE
 h 47-18 1/2"
 ø 54-21 1/4"
 6x40/60W E14
 oliva chiara
olive





2599 K12+6
 h 80-31 1/2"
 ø 100-39 3/8"
 12+6x40/60W E14
 oliva chiara
 olive



2599 K12+6 SHADE
 h 80-31 1/2"
 ø 104-41"
 12+6x40/60W E14
 oliva chiara
 olive



2599 K16+8
 h 80-31 1/2"
 ø 100-39 3/8"
 16+8x40/60W E14
 oliva chiara
 olive



2599 K16+8 SHADE
 h 80-31 1/2"
 ø 104-41"
 16+8x40/60W E14
 oliva chiara
 olive



2599 K24+12
 h 105-41 3/8"
 ø 140-55 1/8"
 24+12x40/60W E14
 oliva chiara
 olive



2599 K24+12 SHADE
 h 105-41 3/8"
 ø 144-56 5/8"
 24+12x40/60W E14
 oliva chiara
 olive



2599 K24+12+6
 h 135-53 1/8"
 ø 140-55 1/8"
 24+12+6x40/60W
 E14
 oliva chiara
 olive



2599 K24+12+6 SHADE
 h 135-53 1/8"
 ø 144-56 5/8"
 24+12+6x40/60W
 E14
 oliva chiara
 olive





2599 A6
h 55-21 5/8"
ø 45-17 6/8"
s 25-9 7/8
6x40/60W E14
oliva chiara
olive



2599 A6 SHADE
h 59-23 1/4"
ø 49-19 1/4"
s 27-10 5/8
6x40/60W E14
oliva chiara
olive



2599 A3
h 30-11 3/4"
ø 32-12 5/8"
s 21-8 1/4"
3x40/60W E14
oliva chiara
olive



2599 A3 SHADE
h 34-13 3/8"
ø 36-14 1/8"
s 23-9"
3x40/60W E14
oliva chiara
olive



2599 A2
h 30-11 3/4"
ø 32-12 5/8"
s 21-8 1/4"
2x40/60W E14
oliva chiara
olive



2599 A2 SHADE
h 34-13 3/8"
ø 36-14 1/8"
s 23-9"
2x40/60W E14
oliva chiara
olive



2599 A2+1
h 40-15 3/4"
ø 32-12 5/8"
s 21-8 1/4"
2+1x40/60W E14
oliva chiara
olive



2599 A2+1 SHADE
h 44-17 3/8"
ø 36-14 1/8"
s 23-9"
2+1x40/60W E14
oliva chiara
olive



2599 A1
h 30-11 3/4"
s 21-8 1/4"
1x40/60W E14
oliva chiara
olive



2599 A1 SHADE
h 34-13 3/8"
s 23-9"
1x40/60W E14
oliva chiara
olive



2599 L
h 23-9"
ø 11-4 3/8"
1x40/60W E14
oliva chiara
olive



2599 L SHADE
h 27-10 5/8"
ø 13-5 1/8"
1x40/60W E14
oliva chiara
olive



2400

Vetro nei colori cristallo con montatura cromata e ambra con montatura dorata.
Prodotto disponibile nelle versioni con o senza paralume in seta di colore bianco.
*Available in clear glass with chromed metal part or in amber glass with gold metal part.
Products available with or without silk white shade.*



2400 K12+6
h 80-31 1/2"
ø 100-39 3/8"
12+6x40/60W E14
oliva chiara
olive



2400 K12+6 SHADE
h 80-31 1/2"
ø 104-41"
12+6x40/60W E14
oliva chiara
olive



2400 K16+8
h 80-31 1/2"
ø 100-39 3/8"
16+8x40/60W E14
oliva chiara
olive



2400 K16+8 SHADE
h 80-31 1/2"
ø 104-41"
16+8x40/60W E14
oliva chiara
olive



2400 K12
h 57-22 1/2"
ø 75-29 1/2"
12x40/60W E14
oliva chiara
olive



2400 K12 SHADE
h 57-22 1/2"
ø 79-31 1/8"
12x40/60W E14
oliva chiara
olive



2400 K24+12
h 105-41 3/8"
ø 140-55 1/8"
24+12x40/60W E14
oliva chiara
olive



2400 K24+12 SHADE
h 105-41 3/8"
ø 144-56 5/8"
24+12x40/60W E14
oliva chiara
olive



2400 K8
h 55-21 5/8"
ø 70-27 1/2"
8x40/60W E14
oliva chiara
olive



2400 K8 SHADE
h 55-21 5/8"
ø 74-29 1/8"
8x40/60W E14
oliva chiara
olive



2400 K8+4
h 80-31 1/2"
ø 80-31 1/2"
8+4x40/60W E14
oliva chiara
olive



2400 K8+4 SHADE
h 80-31 1/2"
ø 84-33"
8+4x40/60W E14
oliva chiara
olive



2400 K10+5
h 80-31 1/2"
ø 80-31 1/2"
10+5x40/60W E14
oliva chiara
olive



2400 K10+5 SHADE
h 80-31 1/2"
ø 84-33"
10+5x40/60W E14
oliva chiara
olive



2599 K24+12+6
h 135-53 1/8"
ø 140-55 1/8"
24+12+6x40/60W
E14
oliva chiara
olive



2599 K24+12+6 SHADE
h 135-53 1/8"
ø 144-56 5/8"
24+12+6x40/60W
E14
oliva chiara
olive



2400 K10
h 55-21 5/8"
ø 70-27 1/2"
10x40/60W E14
oliva chiara
olive



2400 K10 SHADE
h 55-21 5/8"
ø 74-29 1/8"
10x40/60W E14
oliva chiara
olive





2400 K3
 h 55-21 5/8"
 ø 50-19 5/8"
 3x40/60W E14
 oliva chiara
 olive

CE
 ▽
 IP20
 Ⓢ

2400 K3 SHADE
 h 55-21 5/8"
 ø 54-21 1/4"
 3x40/60W E14
 oliva chiara
 olive

CE
 ▽
 IP20

2400 K3+3
 h 57-22 1/2"
 ø 50-19 5/8"
 3+3x40/60W E14
 oliva chiara
 olive

CE
 ▽
 IP20
 Ⓢ

2400 K3+3 SHADE
 h 57-22 1/2"
 ø 54-21 1/4"
 3+3x40/60W E14
 oliva chiara
 olive

CE
 ▽
 IP20

2400 K5
 h 55-21 5/8"
 ø 65-25 5/8"
 5x40/60W E14
 oliva chiara
 olive

CE
 ▽
 IP20
 Ⓢ

2400 K5 SHADE
 h 55-21 5/8"
 ø 69-27 1/8"
 5x40/60W E14
 oliva chiara
 olive

CE
 ▽
 IP20

2400 K6
 h 55-21 5/8"
 ø 50-19 5/8"
 6x40/60W E14
 oliva chiara
 olive

CE
 ▽
 IP20
 Ⓢ

2400 K6 SHADE
 h 55-21 5/8"
 ø 54-21 1/4"
 6x40/60W E14
 oliva chiara
 olive

CE
 ▽
 IP20

2400 K6+3
 h 57-22 1/2"
 ø 53-20 7/8"
 6+3x40/60W E14
 oliva chiara
 olive

CE
 ▽
 IP20
 Ⓢ

2400 K6+3 SHADE
 h 57-22 1/2"
 ø 57-22 1/2"
 6+3x40/60W E14
 oliva chiara
 olive

CE
 ▽
 IP20



2400 A2+1
h 40-15 3/4"
ø 32-12 5/8"
s 21-8 1/4"
2+1x40/60W E14
oliva chiara
olive



2400 A2+1 SHADE
h 44-17 3/8"
ø 36-14 1/8"
s 23-9"
2+1x40/60W E14
oliva chiara
olive



2400 A3
h 30-11 3/4"
ø 32-12 5/8"
s 21-8 1/4"
3x40/60W E14
oliva chiara
olive



2400 A3 SHADE
h 34-13 3/8"
ø 36-14 1/8"
s 23-9"
3x40/60W E14
oliva chiara
olive



2400 A2
h 30-11 3/4"
ø 32-12 5/8"
s 21-8 1/4"
2x40/60W E14
oliva chiara
olive



2400 A2 SHADE
h 34-13 3/8"
ø 36-14 1/8"
s 23-9"
2x40/60W E14
oliva chiara
olive



2400 A6
h 55-21 5/8"
ø 45-17 6/8"
s 25-9 7/8"
6x40/60W E14
oliva chiara
olive



2400 A6 SHADE
h 59-23 1/4"
ø 49-19 1/4"
s 27-10 5/8"
6x40/60W E14
oliva chiara
olive



2400 A1
h 30-11 3/4"
s 21-8 1/4"
1x40/60W E14
oliva chiara
olive



2400 A1 SHADE
h 34-13 3/8"
s 23-9"
1x40/60W E14
oliva chiara
olive



2400 L
h 23-9"
ø 11-4 3/8"
1x40/60W E14
oliva chiara
olive



2400 L SHADE
h 27-10 5/8"
ø 13-5 1/8"
1x40/60W E14
oliva chiara
olive



2612

Vetro nei colori cristallo con montatura cromata e ambra con montatura dorata.
Available in clear glass with chromed metal part or in amber glass with gold metal part.

2612 K10
h 55-21 5/8"
ø 70-27 1/2"
10x40/60W E14
oliva chiara
olive



2612 K12
h 57-22 1/2"
ø 75-29 1/2"
12x40/60W E14
oliva chiara
olive



2612 K16
h 57-22 1/2"
ø 100-39 3/8"
16x40/60W E14
oliva chiara
olive



2612 K8
h 55-21 5/8"
ø 70-27 1/2"
8x40/60W E14
oliva chiara
olive





2612 K6
h 55-21 5/8"
ø 65-25 5/8"
6x40/60W E14
oliva chiara
olive




2612 A3+2
h 40-15 3/4"
ø 38-15"
s 21-8 1/4"
3+2x40/60W E14
oliva chiara
olive



2612 A3
h 30-11 3/4"
ø 38-15"
s 21-8 1/4"
3x40/60W E14
oliva chiara
olive



2612 A2
h 30-11 3/4"
ø 32-12 5/8"
s 21-8 1/4"
2x40/60W E14
oliva chiara
olive



2612 A1
h 30-11 3/4"
ø 8-3 1/8"
s 21-8 1/4"
1x40/60W E14
oliva chiara
olive



Portofino

Lampade con diffusori in vetro pulegoso.
Foglie in vetro rugiada.
*Lamps with seedy glass diffusers.
"Dewdrop" textured glass leaf-work.*



PORTOFINO SO
h 88-34 5/8"
ø 58-22 7/8"
9x60W E14
sferetta chiara
little sphere



PORTOFINO S1
h 88-34 5/8"
ø 70-27 1/2"
12x60W E14
sferetta chiara
little sphere



PORTOFINO PO
h 35-13 3/4"
ø 58-22 7/8"
9x60W E14
sferetta chiara
little sphere



PORTOFINO P1
h 35-13 3/4"
ø 70-27 1/2"
12x60W E14
sferetta chiara
little sphere



PORTOFINO P2
h 31-12 1/4"
ø 44-17 3/8"
8x60W E14
sferetta chiara
little sphere





PORTOFINO A0
 h 22-8 5/8"
 ø 35-13 3/4"
 s 22-8 5/8"
 2x60W E14
 sferetta chiara
little sphere



PORTOFINO A1
 h 26-10 1/4"
 ø 52-20 1/2"
 s 27-10 5/8"
 5x60W E14
 sferetta chiara
little sphere



PORTOFINO A2
 h 34-13 3/8"
 ø 23-9"
 s 13-5 1/8"
 1x60W E27
 alogena chiara
clear halogen



PORTOFINO L
 h 42-16 1/2"
 ø 23-9"
 1x60W E27
 alogena chiara
clear halogen



8010/8011/8012

8010

Vetro in lattimo oro, foglie cristallo bordo bianco oro. I lampadari non sono forniti di prolungamento catena con rosone.
Available in milkwhite glass with gold leaf clear glass leaves with milkwhite/gold rim. For these chandeliers chain and canopy are not supplied.

8011/8012

Vetro in lattimo, decoro cristallo verdino oro o cristallo rubino oro. I lampadari non sono forniti di prolungamento catena con rosone.
Available in milkwhite glass with ruby/gold or green/gold decorations. For these chandeliers chain and canopy are not supplied.



8010 P6
 h 45-17 6/8"
 ø 55-21 5/8"
 6x60W E14
 sferetta chiara
 little sphere



8012 P6
 h 45-17 6/8"
 ø 55-21 5/8"
 6x60W E14
 sferetta chiara
 little sphere



8011 P6
 h 45-17 6/8"
 ø 55-21 5/8"
 6x60W E14
 sferetta chiara
 little sphere



9001

Sospensioni, plafoniera, applique, lampada da tavolo e lampada da terra in avorio opaco con particolari in avorio trasparente.
Hanging, ceiling, wall, table and floor lamp in opaque ivory colour with details in transparent ivory.

9001 S0
h 65-25 5/8"
ø 50-19 5/8"
3x70W E27
alogeno chiara
clear halogen



9001 S1
h 90-35 3/8"
ø 50-19 5/8"
3x70W E27
alogeno chiara
clear halogen



9001 R0
h 190-74 7/8"
ø 40-15 3/4"
1x205W E27
alogeno chiara
clear halogen



9001 T0
h 50-19 5/8"
ø 22-8 5/8"
1x70W E27
alogeno chiara
clear halogen
paralume escluso
shade not included



paralume / shade
h 34/13 3/8"
ø 42-16 1/2"





9001 A0
h 30-11 3/4"
ø 30-11 3/4"
s 15-6"
1x70W E27
alogeno chiara
clear halogen



9001 P0
h 32-12 5/8"
ø 50-19 5/8"
3x70W E27
alogeno chiara
clear halogen



9003

Sospensioni, plafoniera, applique,
lampada da tavolo e lampada da
terra in avorio opaco con particolari
in avorio trasparente e profili blu.
*Hanging, ceiling, wall, table and floor
lamp in opaque ivory colour with details
in transparent ivory and blue rims.*



9003 S1
h 85-33 1/2"
ø 50-19 5/8"
3x70W E27
alogeno chiara
clear halogen



9003 S0
h 60-23 5/8"
ø 50-19 5/8"
3x70W E27
alogeno chiara
clear halogen



9003 R0
h 195-76 3/4"
ø 40-15 3/4"
1x205W E27
alogeno chiara
clear halogen



9003 A0
h 40-15 3/4"
ø 35-13 3/4"
s 15-6"
1x70W E27
alogeno chiara
clear halogen



9003 P0
h 30-11 3/4"
ø 50-19 5/8"
3x70W E27
alogeno chiara
clear halogen



9003 T0
h 50-19 5/8"
ø 22-8 5/8"
1x70W E27
alogeno chiara
clear halogen
paralume escluso
shade not included



paralume / shade
h 34/13 3/8"
ø 42-16 1/2"

9002

Sospensioni, plafoniera, applique,
lampada da tavolo e lampada da terra
in lattimo con particolari cristallo.
*Hanging, ceiling, wall, table and floor lamp
in milkwithe glass with clear glass details.*



9002 S1
h 90-35 3/8"
ø 50-19 5/8"
3x70W E27
alogeni chiari
clear halogen



9002 R0
h 190-74 7/8"
ø 40-15 3/4"
1x205W E27
alogeni chiari
clear halogen



9002 S0
h 65-25 5/8"
ø 50-19 5/8"
3x70W E27
alogeni chiari
clear halogen





9002 PO
 h 32-12 5/8"
 ø 50-19 5/8"
 3x70W E27
 alogena chiara
 clear halogen



9002 AO
 h 30-11 3/4"
 ø 30-11 3/4"
 s 15-6"
 1x70W E27
 alogena chiara
 clear halogen



9002 TO
 h 50-19 5/8"
 ø 22-8 5/8"
 1x70W E27
 alogena chiara
 clear halogen
 paralume escluso
 shade not included



paralume / shade
 h 34/13 3/8"
 ø 42-16 1/2"



9051

Lampada a sospensione in cristallo.
Hanging lamp in clear glass.



9051 S0
h 65-25 5/8"
ø 32-12 5/8"
1x70W E27
alogeno chiara
clear halogen



9050/9053

Lampada a sospensione in vetro
cristallo e fumè con profili blu.
*Hanging lamp in clear glass and
"fumè" glass and blue rims.*







9050 S0
h 50-19 5/8"
ø 35-13 3/4"
1x70W E27
alogeno chiara
clear halogen



Muricanu Chocolate / design Roberto Assenza

Lampadario e applique in color
"cioccolato" foglia oro interno nero,
rosso, bianco, verde, giallo melone,
rubino e cristallo.

Montatura verniciata e cromata nera.
*Chocolate coloured chandelier and
wall-lamp with black inner glass
and golden leaf, red, white, green,
melon yellow, ruby and clear glass.
Structure chromed and painted in black.*







MURICANU CHOCOLATE K24
h 200-78 3/4"
ø 200-78 3/4"
24x40W E14
oliva chiara
olive





MURICANU CHOCOLATE A2+1 
h 74-29 1/8"
ø 68-26 3/4"
s 43-17"
2+1x40/60W E14
oliva chiara
olive







Cosmospora, Laguna Planet, Venussiano, Venegiano, Venedig Pom Pon, Afrika Pom Pon, Organioptical

design Maria Grazia Rosin

La collezione di lampadari disegnati da Maria Grazia Rosin raffigura al meglio il ruolo che il Vetro di Murano interpreta come espressione della produzione contemporanea.

Attingono infatti a piene mani dalla tradizionale lavorazione artistica, avvalendosi pertanto della grande perizia del Maestro Vetraio, e contemporaneamente esprimono una interpretazione completamente nuova, modernissima ricca di connotati e sensibilità artistiche ormai universalmente riconosciute a Maria Grazia Rosin.

The collection of chandeliers designed by Maria Grazia Rosin best embodies the role that Murano glass plays as expression of the contemporary production.

The chandeliers encompass traditional artistic experience and the precise craftsmanship of the Master Glassblower whilst, at the same time, expressing the most innovative and modern interpretation, full of distinctive characters and the artistic sensitiveness universally attributed to Maria Grazia Rosin.



Cosmospora

Lampadari ed appliques con elementi nei colori rosso, cristallo e cristallo sabbato.
I lampadari non sono forniti di prolungamento catena con rosone.
Chandeliers and wall lamps in red, clear glass and frosted. For these chandeliers chain and canopy are not supplied.



COSMOPORA K14
h 90-35 3/8"
ø 70-27 1/2"
14x25W G9
alogeno bispina
halogen bi-pin






COSMOPORA A8/P8
ø max 70-27 1/2"
s 34-13 3/8"
8x25W G9
alogeno bispina
halogen bi-pin





COSMOPORA K47
h 230-90 1/2"
ø max 200-78 3/4"
47x25W G9
alogeni bispina
halogen bi-pin



Laguna Planet

Lampadari ed appliques
in cristallo o nero e bianco.
*Chandeliers and walls lamps
in clear glass or black and white.*



LAGUNA PLANET K8
h 95-37 3/8"
ø 82-32 1/4"
8x60W E14
sferetta chiara
little sphere






LAGUNA PLANET K8
 h 95-37 3/8"
 ø 82-32 1/4"
 8x60W E14
 sferetta chiara
little sphere



LAGUNA PLANET A2
 h 60-23 5/8"
 l 48-18 7/8"
 s 30-11 3/4"
 2x60W E14
 sferetta chiara
little sphere



Venussiano

Lampadario in rosso cristallo decori neri o
in cristallo decori neri. I lampadari non sono
forniti di prolungamento catena con rosone.
*Chandeliers in red clear glass with black
decorations or in clear glass with black
decorations. For these chandeliers chain
and canopy are not supplied.*



VENUSSIANO K8
h 72-28 3/8"
ø 100-39 3/8"
8x60W E14
sferetta chiara
little sphere





VENUSSIANO K8
h 72-28 3/8"
ø 100-39 3/8"
8x60W E14
sferetta chiara
little sphere



Venegiano

Lampadari ed appliques in cristallo rosso.
I lampadari non sono forniti di
prolungamento catena con rosone.
*Chandeliers and wall lamps in red clear
glass. For these chandeliers chain and
canopy are not supplied.*



VENEGIANO A2
h 30-11 3/4"
l 37-14 1/2"
s 20-7 7/8"
2x60W E14
sferetta chiara
little sphere




VENEGIANO K6
h 100-39 3/8"
ø 90-35 3/8"
6x60W E14
sferetta chiara
little sphere




Venedig Pom Pon

Lampadari ed appliques in cristallo blu.
I lampadari non sono forniti di
prolungamento catena con rosone.
*Chandeliers and wall lamps in blue clear
glass. For these chandeliers chain and
canopy are not supplied.*

VENEDIG POM PON K6 
h 100-39 3/8"
ø 88-34 5/8"
6x60W E14
sferetta chiara
little sphere



VENEDIG POM PON A2 
h 30-11 3/4"
l 37-14 1/2"
s 20-7 7/8"
2x60W E14
sferetta chiara
little sphere



Afrika Pom Pon

Lampadario in ambra nero con decori neri. I lampadari non sono forniti di prolungamento catena con rosone. *Chandeliers in amber and black with black decorations. For these chandeliers chain and canopy are not supplied.*



AFRIKA POM PON K6
h 92-36 1/4"
ø 86-33 7/8"
6x60W E14
sferetta chiara
little sphere



Organioptical

Lampadario in nero e bianco. *Chandeliers in black and white.*



ORGANIOPTICAL K8
h 96-37 3/4"
ø 107-42 1/8"
8x60W E14
sferetta chiara
little sphere



Concept / Art Direction / Graphic Project
HANGAR DESIGN GROUP

Photo
Adriano Brusaferrì
Matteo Imbriani
Oriani Origone
Styling
Beatrice Rossetti

PP 4, 6, 7, 9, 10, 18, 19-45, 47, 49-59, 61-66, 68, 69, 71, 72, 74, 75, 78, 79, 84-86,
96, 98-101, 108-110, 112, 113, 116-118, 124, 130-137, 140, 141, 143, 144, 150,
151, 153, 160, 161, 164-173, 176, 177, 180-188, 194-197, 199, 202-205, 209-211,
213, 216, 217, 234-237, 257-262, 266, 267, 269, 271-274, 281, 296, 298-301, 303-310

Other photos
Quasar

PP 8, 11-17, 70, 73, 76, 77, 80-83, 87-95, 97, 102-107, 111, 114, 115, 119-121, 123,
125-127, 129, 138, 142, 145-149, 152, 154-157, 159, 162, 163, 174, 175, 178, 189,
191-193, 198, 201, 206, 207, 212, 215, 218-221, 224-233, 238-255, 263-265, 268,
275-280, 282-295, 297, 302, 312, 314-323, 325-329, 331-333

Thanks to:

ARFLEX / SEVEN SALOTTI
B&B ITALIA
DE PADOVA
DEVON&DEVON
DOMINIQUE KIEFFER – RUBELLI
FRETTE
FRIGHETTO
GLAS ITALIA
KNOLL INTERNATIONAL
MDF ITALIA
MISURAEMME
PLINIO IL GIOVANE
POLIFORM
RIMADESIO
RODA
RUBELLI
SAMBONET
SILVA
SOCIETY
TISETTANTA
VITRA
VITTORIO BONACINA
ZEUS NOTO
ZOEPPRITZ

UNICI

509 N. La Cienega Blvd. West Hollywood, CA 90048 T-310.855.0063

UNICI CASA

9461 N. Jefferson Blvd. Culver City, CA 90232 T-310.836.2500