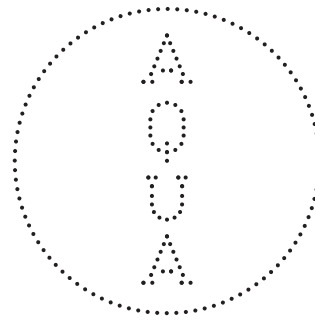


Sunsa 10

Chandelier



The Sunsa chandeliers suggest visions of radiant, luminous colonies of flying saucers, clouds, or leaves over water. The Sunsa chandelier was derived from a site specific project in Valencia, which was then developed into the Sunsa Collection.

The structure of the Sunsa Chandelier is made of brushed stainless steel.

Maximum chandelier length: 600 cm - 320"
Maximum chandelier diameter: 300 cm - 120"

Sunsa 10 is available in \varnothing 60cm/24" and \varnothing 76 cm/ 30" shades.

Minimum chandelier length: 80 cm/ 32"

For technical assistance please contact:
tech@aquagallery.com



Silk colours available
Orange, Curry, Smoke, Rust, Flame, Cream, Red,
Dark, Silver, Gold, Grass

Shades \varnothing 60 cm/ 24"


220 V and 110 V Model

CFL Screw-in 20 x 15W bulbs | Total Power: 300W
CE Certified/ UL Certified

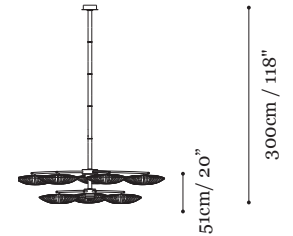
Net Weight

67 Kg/ 150lb

Dimensions



\varnothing 224cm / 88"



51cm / 20"

300cm / 118"

Shades \varnothing 76 cm/ 30"


220 V and 110 V Model

CFL Screw-in 30 x 15W bulbs | Total Power: 450W
CE Certified/ UL Certified

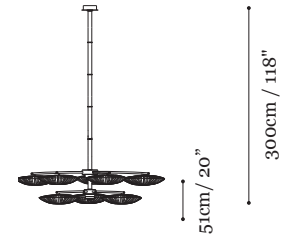
Net Weight

90 Kg/ 200lb

Dimensions



\varnothing 254cm / 100"

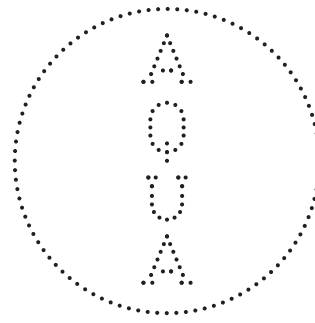


51cm / 20"

300cm / 118"

Sunsa 21

Chandelier



The Sunsa chandeliers suggest visions of radiant, luminous colonies of flying saucers, clouds, or leaves over water. The Sunsa chandelier was derived from a site specific project in Valencia, which was then developed into the Sunsa Collection.

The structure of the Sunsa Chandelier is made of brushed stainless steel.
Maximum chandelier length: 600 cm - 320"
Maximum chandelier diameter: 300 cm - 120"

Sunsa 21 is available in \varnothing 60cm/24" and \varnothing 76 cm/ 30" shades.

Minimum chandelier length: 150 cm - 60".

For technical assistance please contact:
tech@aquagallery.com

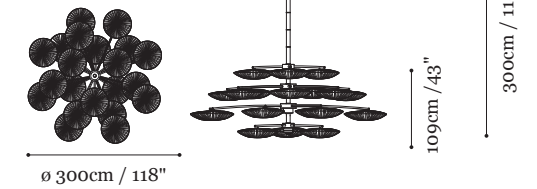


Silk colours available
Orange, Curry, Smoke, Rust, Flame, Cream, Red, Dark, Silver, Gold, Grass

Shades \varnothing 60 cm/ 24"
220 V and 110 V Model
CFL Screw-in 42 x 15W bulbs | Total Power: 630W
CE Certified/ UL Certified

Net Weight
135Kg/ 300lb

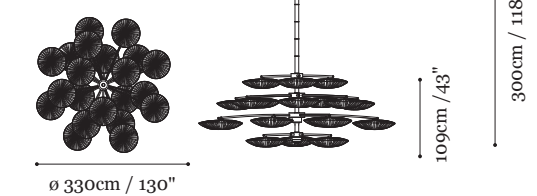
Dimensions



Shades \varnothing 76 cm/ 30"
220 V and 110 V Model
CFL Screw-in 63 x 15W bulbs | Total Power: 945W
CE Certified/ UL Certified

Net Weight
185Kg/ 415lb

Dimensions



UNICI

MODERN GLASS

CERAMICS

LIGHTING

MURANO CHANDELIERS

ACCESSORIES

FURNITURE

TABLEWARE

OUTDOOR

UNICI

509 N. La Cienega Blvd. West Hollywood, CA 90048 T-310.855.0063

UNICI CASA

9461 Jefferson Blvd. Culver City, CA 90232 T-310.836.2500